

The Sound/Letter "P" Materials - Printables - Preview

Contents...

The Letter / Sound "P"

1. Introduction..... 2
2. Tips for Use..... 3
3. Vocabulary Strips for Sound/Letter "P"..... 5 - 21
4. 1 Syllable Cards for Sound/Letter "P".....22 - 25
5. 1 Syllable Pages for Sound/Letter "P".....26 - 27
6. 1 Syllable Strips for Sound/Letter "P".....28 - 40
7. 2-4 Syllable Cards for Sound/Letter "P".....41 - 46
8. 2-4 Syllable Pages for Sound/Letter "P".....47 - 49
9. 2-4 Syllable Strips for Sound/Letter "P".....50 - 72
10. Actions Cards for Sound/Letter "P".....73 - 74
11. Actions Page for Sound/Letter "P".....75
12. Actions Strips for Sound/Letter "P".....76 - 83
13. "Pike The Cat" Questions/Basic Concepts..... 84 - 93
14. "Puppets On Parade"..... 94 - 154
15. Quilt Squares.....
16. "Not A Shoe Box" Tasks.....
17. "Not A File Folder" Tasks.....
18. "I Can Spell" Words for Sound.....
19. Coloring Pages for Sound/Letter.....
20. "Turn & Find" Cards for Sound.....
21. "Take It! Homeworks" Notes.....
22. PopUp Card for Sound/Letter.....

Sound Starters Page 4

Do you see...

The Letter / Sound "P"

pack
will pack
is packing

-what you do with your suitcase

*I pack my clothes in my suitcase.
I pack my books in my backpack.*

page
first page
last page

-something on the inside of a book

*I will turn the page.
It's on the first page.*

pail
big pail
little pail

-something you can put sand and water in

*I can put the sand in my purple pail.
He carried water in the pail.*

-something you can paint with

*I can paint the flower in my purple pail.
She saw lots of paint colors.*

-when there are two of something

*I need a pair of scissors.
I bought a pair of socks.*

Page 5 PageProArts - Copyright © 2013 All Rights

SOUND STARTERS

The Sound / Letter

P

A Digital Resource for Sounds
in Words, Phrases, Sentences and Stories
with Themed Vocabulary, Basic Concepts, and Categories

Printable Materials

PageProArts
Digital Resources

PageProArts - Copyright © 2013 All Rights

Sound/Letter "P" - Cards

Cards - Print and cut into cards.

Sound Starters Page 22 PageProArts - Copyright © 2013 All Rights

















"P" - Cards

The Letter / Sound "P"
(1 Syllable/Things & Extras)

Sound Starters Page 24 PageProArts - Copyright © 2013 All Rights









The Sound/Letter "P" Materials - Printables - Preview

Sound/Letter "P" - Page The Letter / Sound "P"
(1 Syllable/Things & Extras)
 Cards - Print and cut into cards.

 I see				
 I see				
 I see				
 I see				

Sound Starters Page 25

Sound/Letter "P" - Strips The Letter / Sound "P"
(1 Syllable/Things & Extras)
 Strip Book - Print and cut into strips. Assemble and staple on left edge.

I See-Pig I See-Pants

Page 28 PageProArts - Copyright © 2013 All Rights

SOUND STARTERS

The Sound / Letter

P

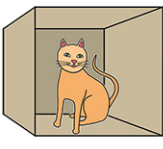
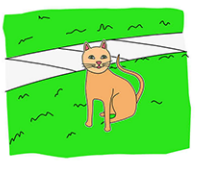
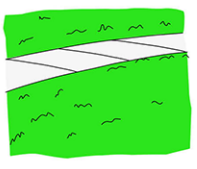
A Digital Resource for Sounds
 in Words, Phrases, Sentences and Stories
 with Themed Vocabulary, Basic Concepts, and Categories

Printable Materials

PageProArts
 Digital Resources


PageProArts - Copyright © 2013 All Rights

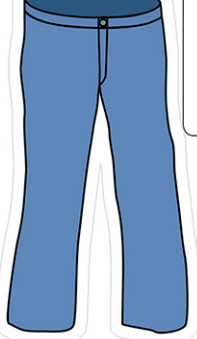
Basic Concepts/Pike The Cat -
 Where is Pike
 Pike is *in* the _____


	
	

Sound Starters Page 84 PageProArts - Copyright © 2013 All Rights

Letter Pictures & Words - Square 1 Page 2Front: The Letter / Sound "P"

 **purse**

 **pants**



Sound Starters Page 95 PageProArts - Copyright © 2013 All Rights

The Sound/Letter "P" Materials - Printables - Preview

Sound/Letter Quilt - Page 6/Square 1: The Letter / Sound "P"

This quilt square can be used for display. The images can be matched with pictures or words from this set of sound/letter words in a variety of activities and games.

Sound Starters Page 160

Box Task: Picture/Word Match - Set 3 - Singles - Page 1: The Letter / Sound "P"

Match Picture/Picture

Print the page of big and small cards and laminate. Then trim along outside edges of cards. Place hook/loop closures on the gray areas and backs of matching cards.

Sound/letter "P"-Set 3-Singles Page 174

PageProArts - Copyright © 2013 All Rights

SOUND STARTERS

The Sound / Letter

P

A Digital Resource for Sounds in Words, Phrases, Sentences and Stories
with Themed Vocabulary, Basic Concepts, and Categories

Printable Materials

PageProArts
Digital Resources
PageProArts - Copyright © 2013 All Rights

Box Task: Picture/Word Match - Set 3 - Task 2: The Letter / Sound "P"

Match Picture/Picture

Print strips and trim along outside edges. Cut in two strips along pages. Place hook/loop closures on the gray areas on bottom strip and then move to matching grayed

Sound/letter "P"-Set 3-Task 2 Page 185

PageProArts - Copyright © 2013 All Rights

Match - Square 4 - Picture Cards - Page 2: The Letter / Sound "P"

Print the page of big and small cards and laminate. Then trim along outside edges of cards. Place hook/loop closures on each picture card. Place hook/loop closures on the gray squares on the left side of the folder. Match the picture card to the matching picture in the square on the




Sound Starters Page 196

PageProArts - Copyright © 2013 All Rights

The Sound/Letter "P" Materials - Printables - Preview

The Letter / Sound "P"


What begins with "P"? - Cut & Paste

p	o	t	
p	i	g	
p	i	e	
p	a	n	
p	e	n	

Sound Starters Page 200

The Letter / Sound "P"

Coloring Page



uppy

Page 227 PageProArts - Copyright © 2013 All Rights

SOUND STARTERS

The Sound / Letter

P

A Digital Resource for Sounds
in Words, Phrases, Sentences and Stories
with Themed Vocabulary, Basic Concepts, and Categories

Printable Materials

PageProArts
Digital Resources


PageProArts - Copyright © 2013 All Rights


Turn and Find - Set 4 -


(4 page never-ending folding card)


You will need:
- 4 sheets of card stock (8.5" x 11")
- glue stick
- scissors

Steps:
1 - Print the four pages that follow the
2 - Cut out each page square.
3 - Cut each page square in half along

Page 1 

Page 2 

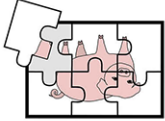
Page 3 

Page 4 

Sound Starters Page 264 PageProArts - Copyright © 2013 All Rights


The Letter / Sound "P"

puzzle




1 2 3 4

popcorn



pillow



Sound Starters Page 314 PageProArts - Copyright © 2013 All Rights