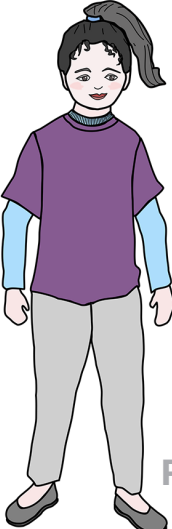

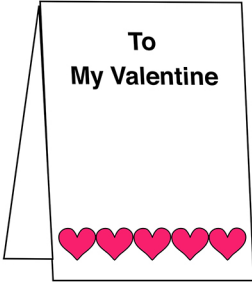



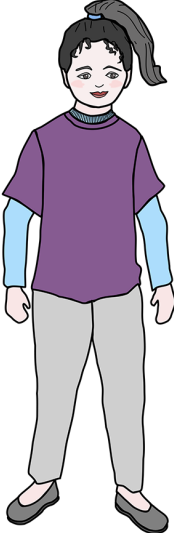


# Pocket Cards - Title/Who

Front Cover/Title - Cut out cards for use with a sentence strip holder.

<p>Day</p> <p>P1</p>		<p>Valentines</p> <p>P1</p>	
<p>Cards</p> <p>P1</p>		 <p>P1</p>	<p>Kimmi</p> <p>P1</p>
<p>Mag</p> <p>P1</p>	 <p>P1</p>	<p><i>Valentines Day Cards</i></p>   <p>P1</p>	



# Pocket Cards - Page 1

Front Cover/Characters 1 - Cut out cards for use with a sentence strip holder.

<p>Mag</p> <p>P2</p>	<p>make</p> <p>P2</p>	<p>valentines</p> <p>P2</p>	
		<p>Kimmi</p> <p>P2</p>	
<p>and</p> <p>P2</p>	 <p>P2</p>	 <p>P2</p>	




# Pocket Cards - Page 2

Front Cover/Characters 2 - Cut out cards for use with a sentence strip holder.

<p>and</p> <p>P3</p>	<p>a</p> <p>P3</p>	<p>hearts</p> <p>P3</p>	<p>marker</p> <p>P3</p>
<p>has</p> <p>P3</p>	<p>and</p> <p>P3</p>	<p>Kimmi</p> <p>P3</p>	<p>cards</p> <p>P3</p>
	 <p>P3</p>	 <p>P3</p>	




# Pocket Cards - Page 3

Page 1/Left - Cut out cards for use with a sentence strip holder.

<p>card</p> <p>P4</p>	<p>for</p> <p>P4</p>	<p>makes</p> <p>P4</p>	<p>Rockee</p> <p>P4</p>
	<p>a</p> <p>P4</p>	<p>Kimmi</p> <p>P4</p>	
 <p>P4</p>	 <p>P4</p>	 <p>P4</p>	




# Pocket Cards - Page 4

Page 1/Right - Cut out cards for use with a sentence strip holder.

<p>card</p> <p>P5</p>	<p>for</p> <p>P5</p>	<p>makes</p> <p>P5</p>	
 <p>P5</p>	<p>a</p> <p>P5</p>	<p>Kimmi</p> <p>P5</p>	
<p>Tina</p> <p>P5</p>	 <p>P5</p>	 <p>P5</p>	

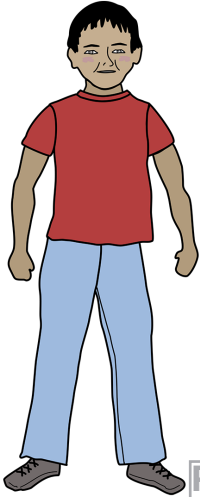


# Pocket Cards - Page 5

Page 2/Left - Cut out cards for use with a sentence strip holder.

<p>card</p> <p>P6</p>	<p>for</p> <p>P6</p>	<p>makes</p> <p>P6</p>	<p>Duncan</p> <p>P6</p>
	<p>a</p> <p>P6</p>	<p>Kimmi</p> <p>P6</p>	
 <p>P6</p>	 <p>P6</p>	 <p>P6</p>	




# Pocket Cards - Page 6

Page 2/Left - Cut out cards for use with a sentence strip holder.

<p>card</p> <p>P7</p>	<p>for</p> <p>P7</p>	<p>makes</p> <p>P7</p>	<p>Victor</p> <p>P7</p>
	<p>a</p> <p>P7</p>	<p>Kimmi</p> <p>P7</p>	
 <p>P7</p>	 <p>P7</p>	 <p>P7</p>	

# Pocket Cards - Page 7

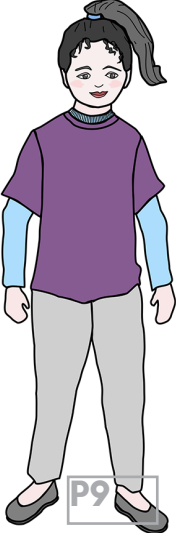


Page 2/Right - Cut out cards for use with a sentence strip holder.

<p>card</p> <p>P8</p>	<p>for</p> <p>P8</p>	<p>makes</p> <p>P8</p>		
	<p>a</p> <p>P8</p>	<p>Kimmi</p> <p>P8</p>	<p>Pearl</p> <p>P8</p>	
 <p>P8</p>	 <p>P8</p>	 <p>P8</p>		



# Pocket Cards - Page 8

Page 3/Left - Cut out cards for use with a sentence strip holder.

<p>card</p> <p>P9</p>	<p>for</p> <p>P9</p>	<p>makes</p> <p>P9</p>	
 <p>P9</p>	<p>a</p> <p>P9</p>	<p>Kimmi</p> <p>P9</p>	
<p>Mag</p> <p>P9</p>	 <p>P9</p>	 <p>P9</p>	

# Pocket Cards - End

Back Cover/End - Cut out cards for use with a sentence strip holder.

The End story

P10

P10

P10


The is finished

P10

P10

P10

**The End**



P10