



Folder Task: Shape/Color Match - 1

Print, trim, and laminate the page frame. Place hook/loop closures on each small square at the bottom. Attach the page frame to a folder. Add colored hearts (page 5 or 6). To complete the task, move squares to matching shape/color on the card.





Folder Task: Shape/Color Match - 2

Print, trim, and laminate the page frame. Place hook/loop closures on each small square at the bottom. Attach the page frame to a folder. Add colored hearts (page 5 or 6). To complete the task, move squares to matching shape/color on the card.



Folder Task: Shape/Color Match - 3

Print, trim, and laminate the page frame. Place hook/loop closures on each small square at the bottom. Attach the page frame to a folder. Add colored hearts (page 5 or 6). To complete the task, move squares to matching shape/color on the card.




Folder Task: Shape/Color Match - 4

Print, trim, and laminate the page frame. Place hook/loop closures on each small square at the bottom. Attach the page frame to a folder. Add colored hearts (page 5 or 6). To complete the task, move squares to matching shape/color on the card.



Folder Task: Shape/Color Match - Squares

Print, laminate, and trim each card. Attach hook/loop closures. Place in the blank squares at the bottom of each page.



Folder Task: Shape/Color Match - Squares

Print, laminate, and trim each card. Attach hook/loop closures. Place in the blank squares at the bottom of each page.
