



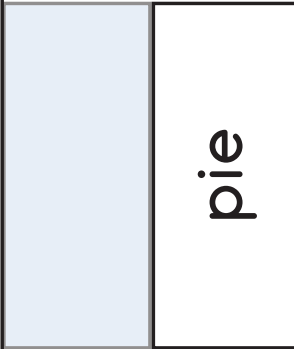
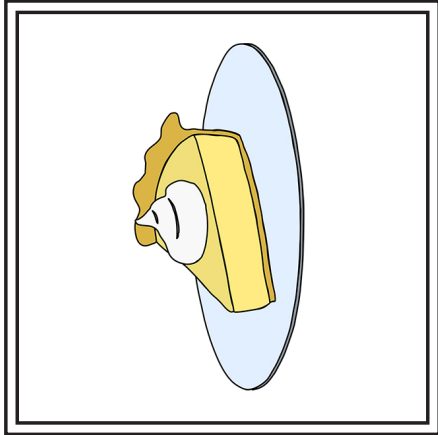
# Box Task: Picture/Word Match - Set 1 - Singles - Page 1:

The Sound/Letter "P"


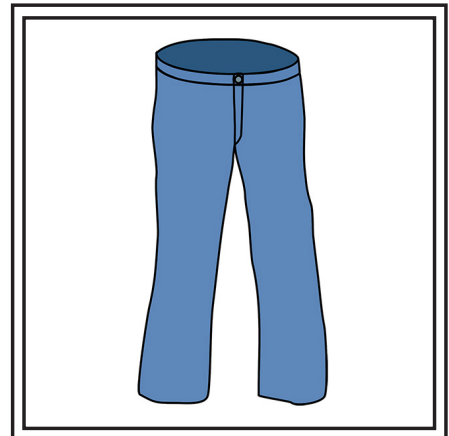

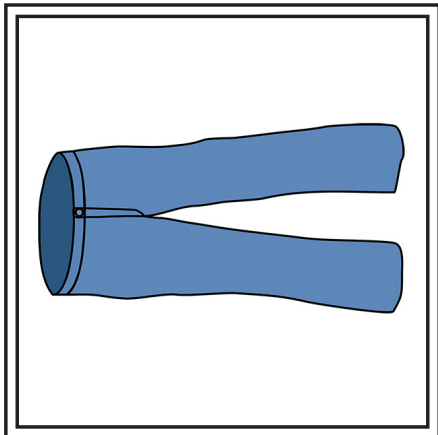
## Match Picture/Picture

Print the page of big and small cards and laminate. Then trim along outside edges of cards. Place hook/loop closures on the gray areas and backs of matching cards.

Sound/Letter "P" -Set 1-Singles



Sound/Letter "P" -Set 1-Singles





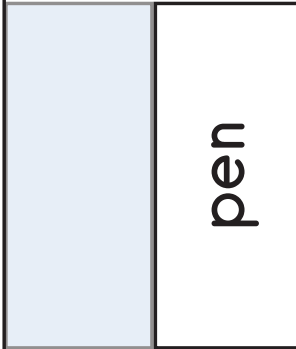

# Box Task: Picture/Word Match - Set 1 - Singles - Page 2:

The Sound/Letter "P"


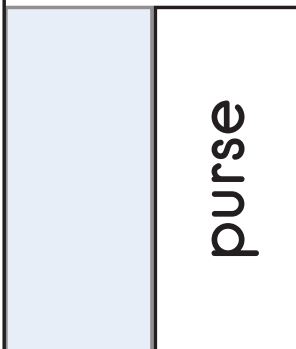
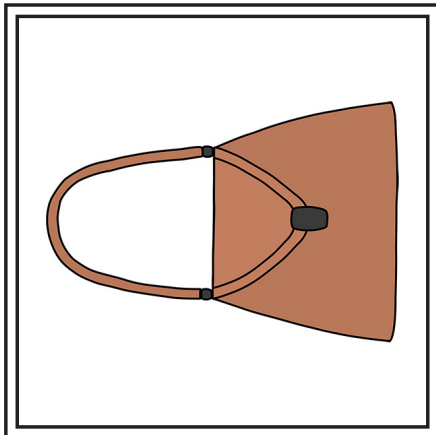
## Match Picture/Picture

Print the page of big and small cards and laminate. Then trim along outside edges of cards. Place hook/loop closures on the gray areas and backs of matching cards.

Sound/Letter "P" -Set 1-Singles



Sound/Letter "P" -Set 1-Singles




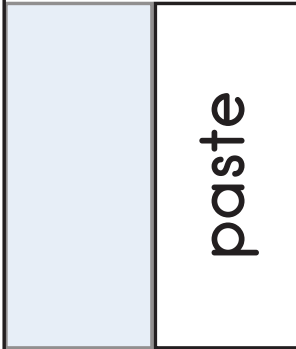

# Box Task: Picture/Word Match - Set 2 - Singles - Page 1:

The Sound/Letter "P"



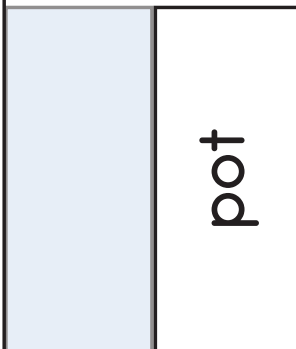
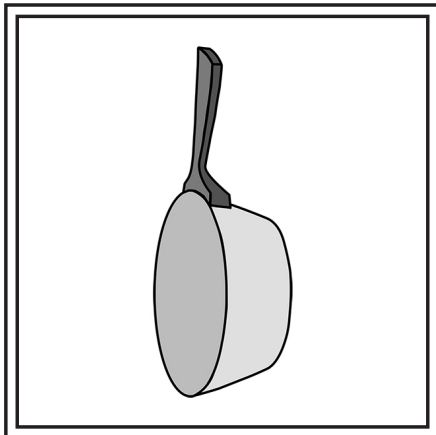
## Match Picture/Picture

Print the page of big and small cards and laminate. Then trim along outside edges of cards. Place hook/loop closures on the gray areas and backs of matching cards.

Sound/Letter "P" -Set 2-Singles



Sound/Letter "P" -Set 2-Singles



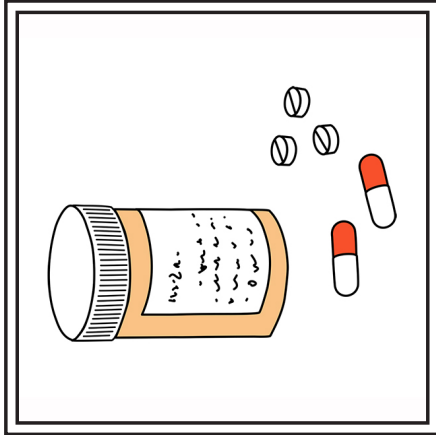
# Box Task: Picture/Word Match - Set 2 - Singles - Page 2:

The Sound/Letter "P"

## Match Picture/Picture

Print the page of big and small cards and laminate. Then trim along outside edges of cards. Place hook/loop closures on the gray areas and backs of matching cards.

Sound/Letter "P" -Set 2-Singles

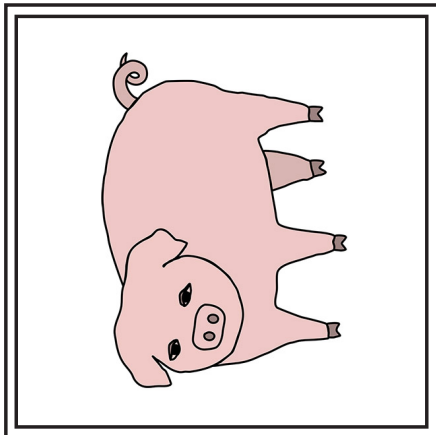


pill




pill

Sound/Letter "P" -Set 2-Singles



pig



pig


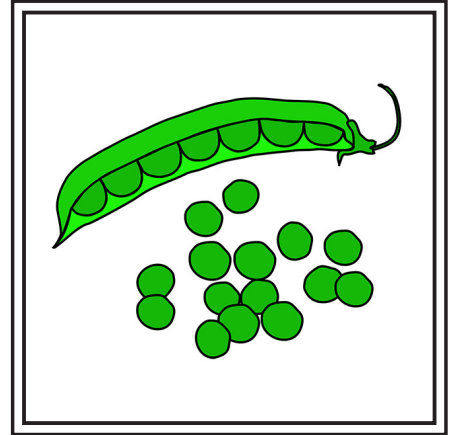
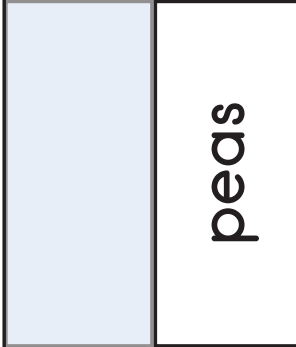
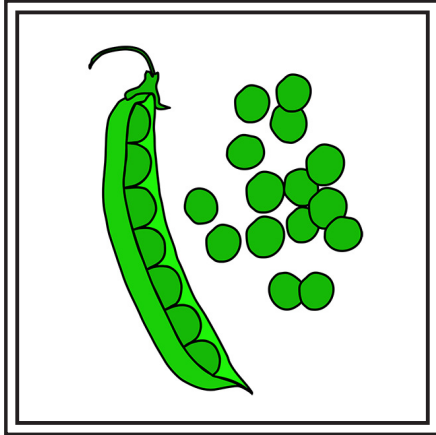
# Box Task: Picture/Word Match - Set 3 - Singles - Page 1:

The Sound/Letter "P"



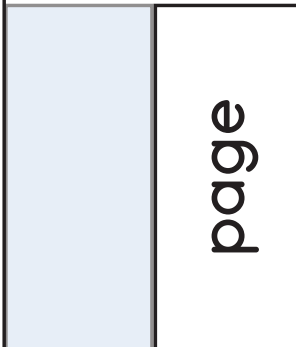
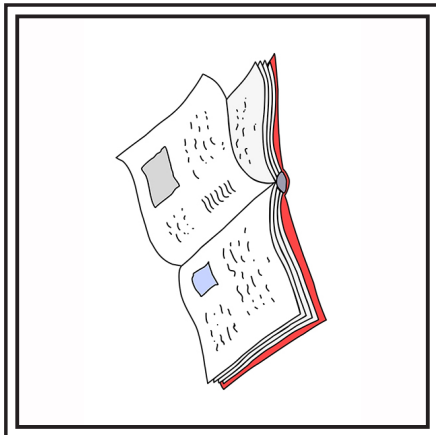
## Match Picture/Picture

Print the page of big and small cards and laminate. Then trim along outside edges of cards. Place hook/loop closures on the gray areas and backs of matching cards.

Sound/Letter "P" -Set 3-Singles



Sound/Letter "P" -Set 3-Singles



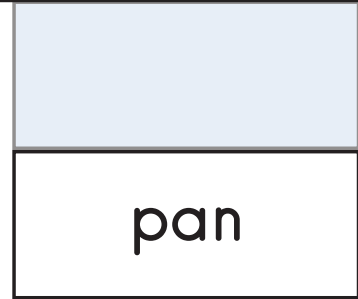
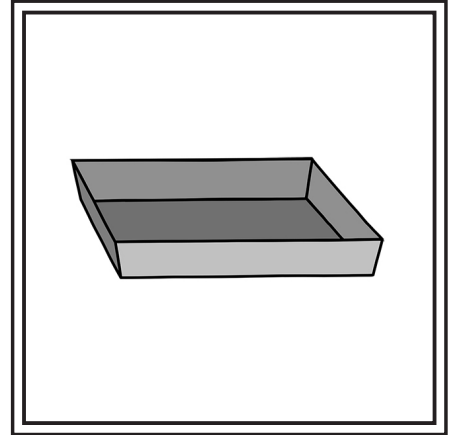
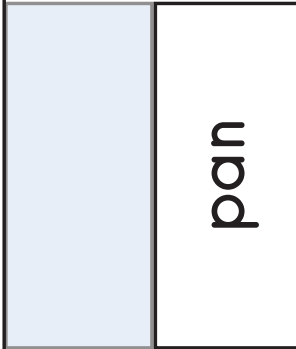
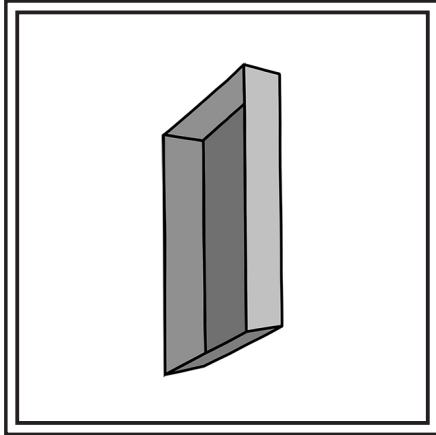
# Box Task: Picture/Word Match - Set 3 - Singles - Page 2:

The Sound/Letter "P"



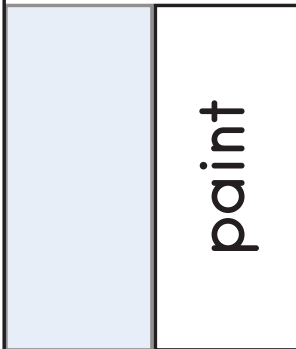
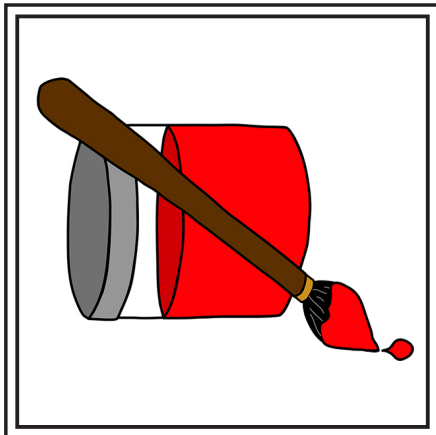
## Match Picture/Picture

Print the page of big and small cards and laminate. Then trim along outside edges of cards. Place hook/loop closures on the gray areas and backs of matching cards.

Sound/Letter "P" -Set 3-Singles



Sound/Letter "P" -Set 3-Singles




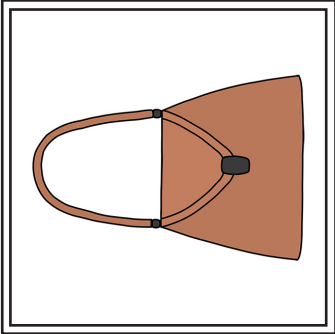


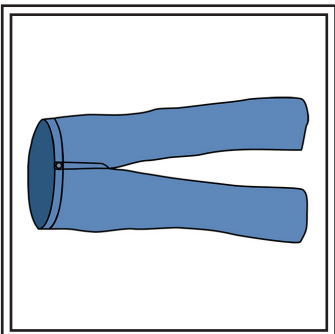


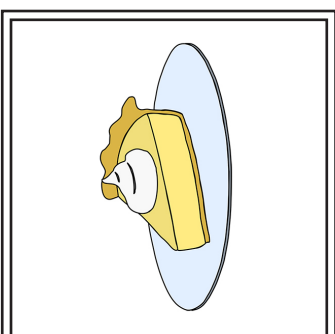
















# Box Task: Picture/Word Match - Set 1 - Strips - Page 1:

The Sound/Letter "P"

## Match Picture/Picture

Print strips and trim along outside edges. Cut in two strips or fold. Print matching cards from following pages. Place hook/loop closures on the gray areas and backs of matching cards. Place cards on bottom strip and then move to matching picture on top strip.

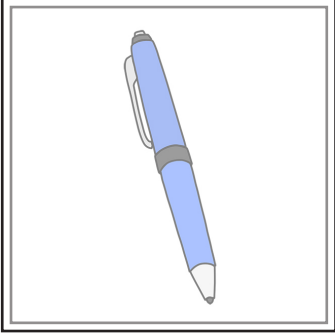



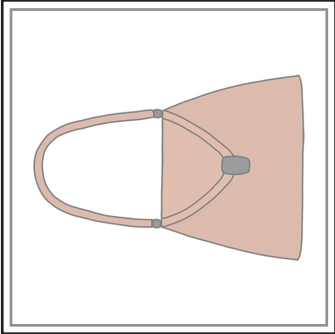



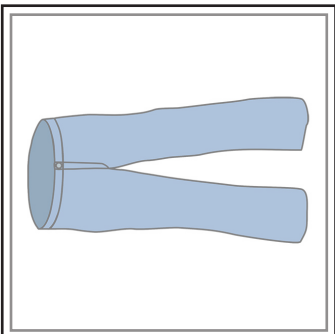



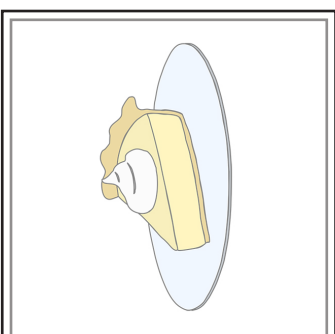



Sound/Letter "P" -Set 1-Task 1			
			
			
			
Sound/Letter "P" -Set 1-Task 1			
			
			
			

# Box Task: Picture/Word Match - Set 1 - Strips - Page 2:

The Sound/Letter "P"

## Match Picture/Picture

Print strips and trim along outside edges. Cut in two strips or fold. Print matching cards from following pages. Place hook/loop closures on the gray areas and backs of matching cards. Place cards on bottom strip and then move to matching grayed-out picture on top strip.

Sound/Letter "P" -Set 1-Task 2			Sound/Letter "P" -Set 1-Task 2		
					
					
					







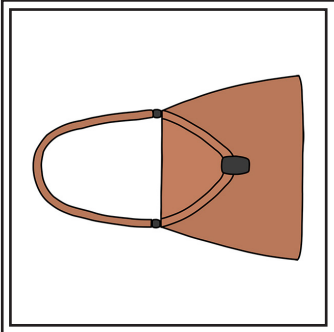





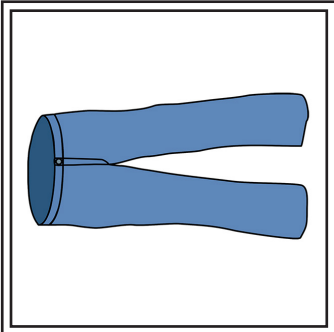





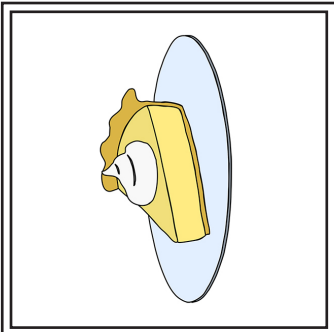







# Box Task: Picture/Word Match - Set 1 - Strips - Page 3:

The Sound/Letter "P"

## Match Word/Word

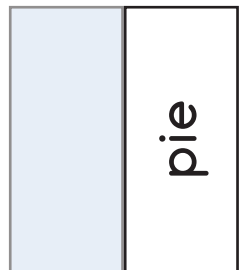

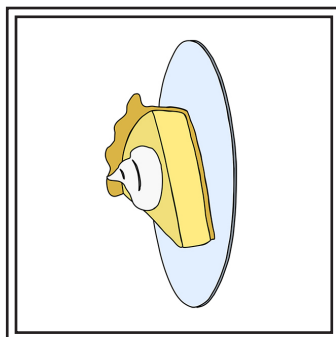

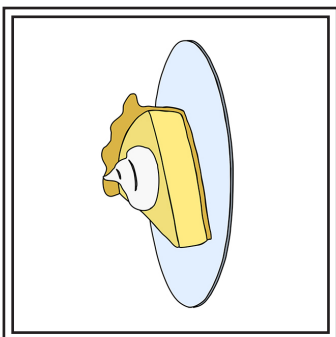
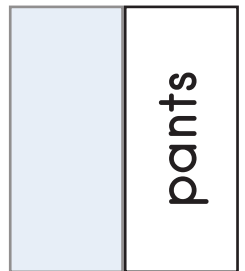

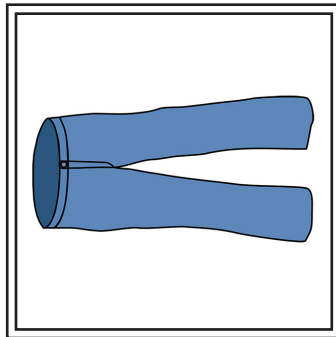

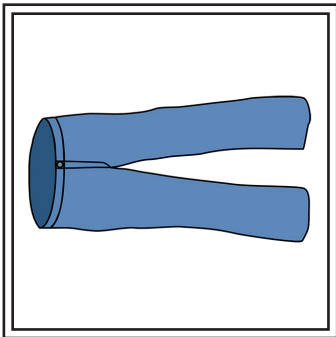
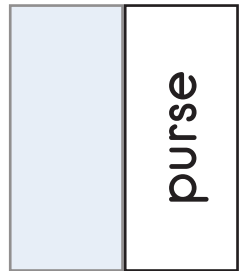

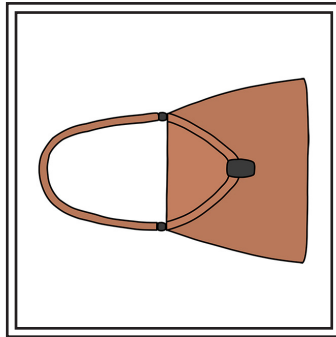

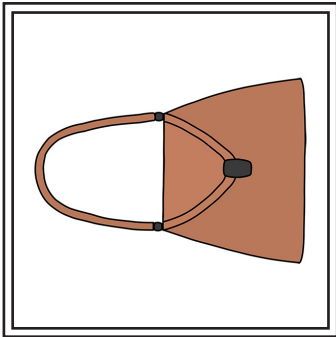
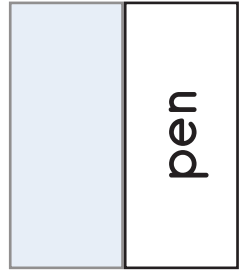




Print strips and trim along outside edges. Cut in two strips or fold. Print matching cards from following pages. Place hook/loop closures on the gray areas and backs of matching cards. Place cards on bottom strip and then move to matching grayed-out picture and word on top strip.

Sound/Letter "P" -Set 1-Task 3				Sound/Letter "P" -Set 1-Task 3			
							
							
							

# Box Task: Picture/Word Match - Set 1 - Cards - Page 4:

The Sound/Letter "P"

Print cards and trim along outside edges. Place hook/loop closures on the backs of gray areas of matching cards. Place cards on bottom strip and then move to matching pictures and words on top strip.



























# Box Task: Picture/Word Match - Set 2 - Strips - Page 1:

The Sound/Letter "P"

## Match Picture/Picture

Print strips and trim along outside edges. Cut in two strips or fold. Print matching cards from following pages. Place hook/loop closures on the gray areas and backs of matching cards. Place cards on bottom strip and then move to matching picture on top strip.




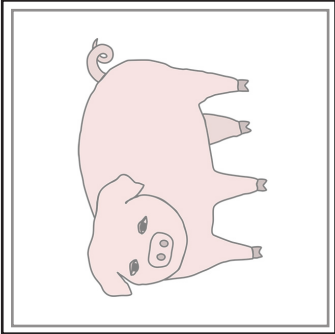


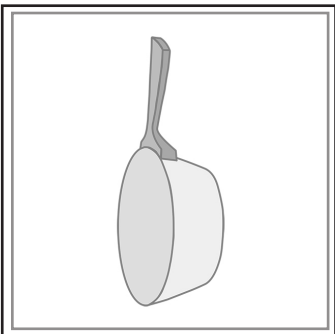

















Sound/Letter "P" -Set 2-Task 1			
			
			
			
Sound/Letter "P" -Set 2-Task 1			
			
			
			

# Box Task: Picture/Word Match - Set 2 - Strips - Page 2:

The Sound/Letter "P"

## Match Picture/Picture

Print strips and trim along outside edges. Cut in two strips or fold. Print matching cards from following pages. Place hook/loop closures on the gray areas and backs of matching cards. Place cards on bottom strip and then move to matching grayed-out picture on top strip.







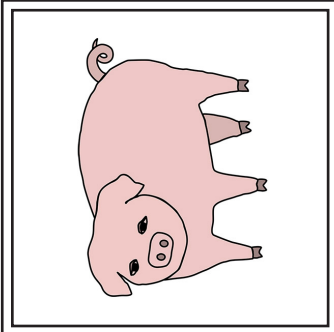

















Sound/Letter "P" -Set 2-Task 2			
			
			
			
Sound/Letter "P" -Set 2-Task 2			
			
			
			

# Box Task: Picture/Word Match - Set 2 - Strips - Page 3:

The Sound/Letter "P"

## Match Word/Word

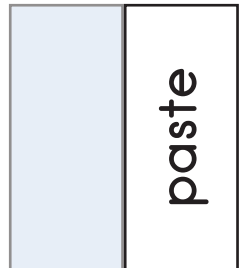




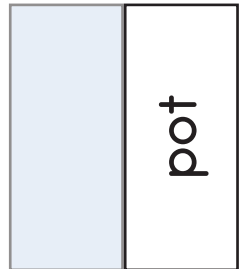

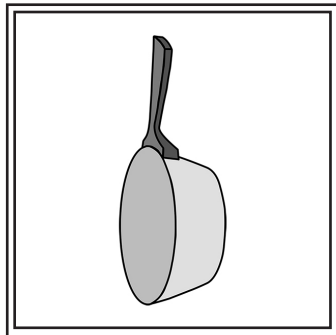


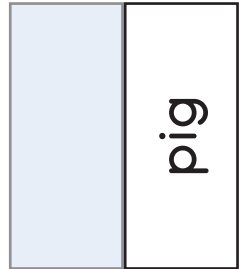

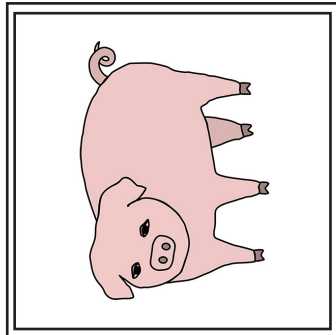

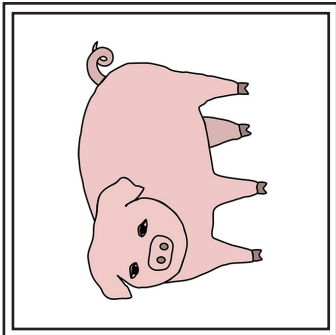
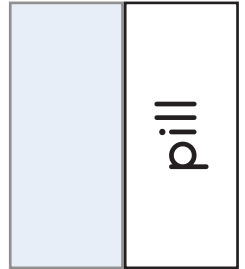

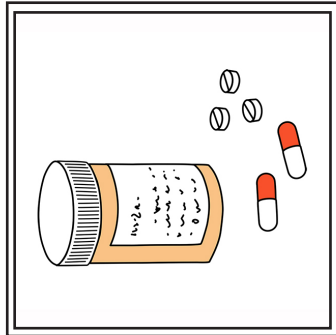

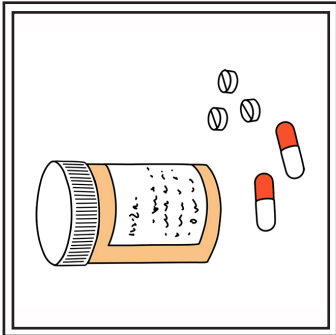
Print strips and trim along outside edges. Cut in two strips or fold. Print matching cards from following pages. Place hook/loop closures on the gray areas and backs of matching cards. Place cards on bottom strip and then move to matching grayed-out picture and word on top strip.

Sound/Letter "P" -Set 2-Task 3				Sound/Letter "P" -Set 2-Task 3			
							
							
							

# Box Task: Picture/Word Match - Set 2 - Cards - Page 4:

The Sound/Letter "P"

Print cards and trim along outside edges. Place hook/loop closures on the backs of gray areas of matching cards. Place cards on bottom strip and then move to matching pictures and words on top strip.

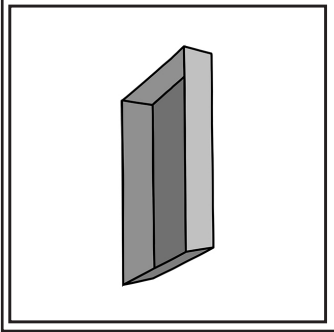

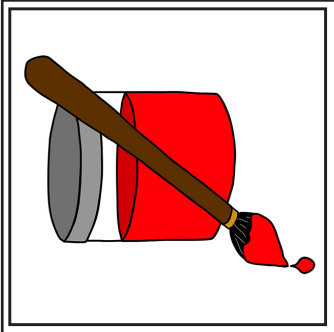















# Box Task: Picture/Word Match - Set 3 - Strips - Page 1:

The Sound/Letter "P"

## Match Picture/Picture

Print strips and trim along outside edges. Cut in two strips or fold. Print matching cards from following pages. Place hook/loop closures on the gray areas and backs of matching cards. Place cards on bottom strip and then move to matching picture on top strip.

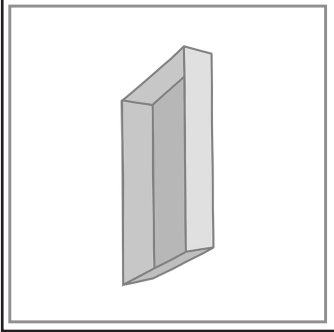

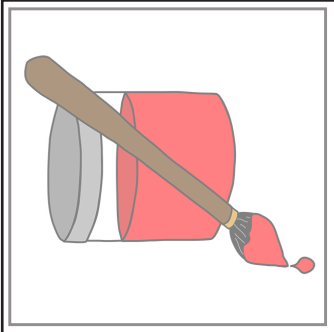

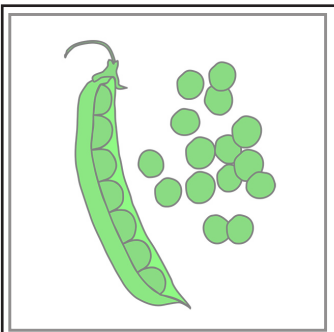

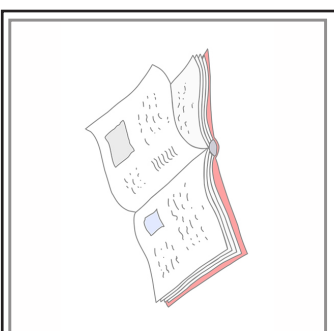









Sound/Letter "P" -Set 3-Task 1		
		
		
		
Sound/Letter "P" -Set 3-Task 1		
		
		
		

# Box Task: Picture/Word Match - Set 3 - Strips - Page 2:

The Sound/Letter "P"

## Match Picture/Picture

Print strips and trim along outside edges. Cut in two strips or fold. Print matching cards from following pages. Place hook/loop closures on the gray areas and backs of matching cards. Place cards on bottom strip and then move to matching grayed-out picture on top strip.

Sound/Letter "P" -Set 3-Task 2		
		
		
		
Sound/Letter "P" -Set 3-Task 2		
		
		
		

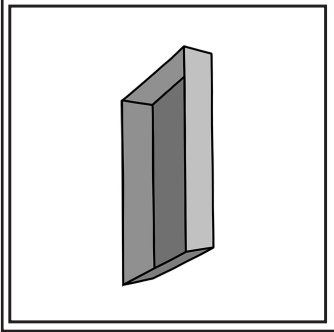





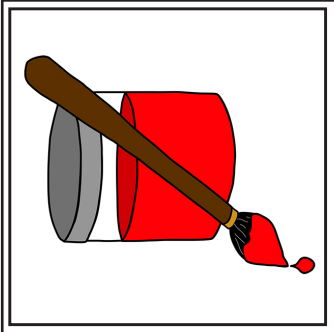





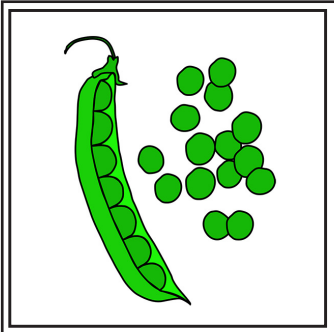





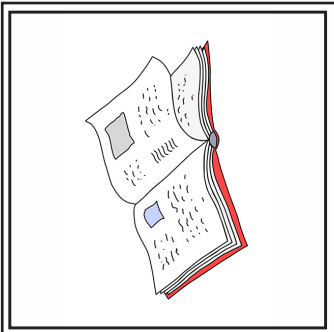







# Box Task: Picture/Word Match - Set 3 - Strips - Page 3:

The Sound/Letter "P"

## Match Word/Word


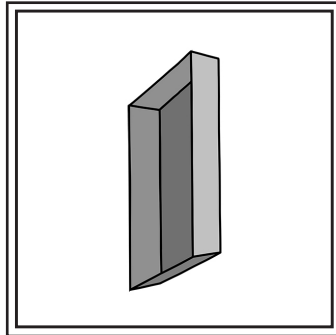

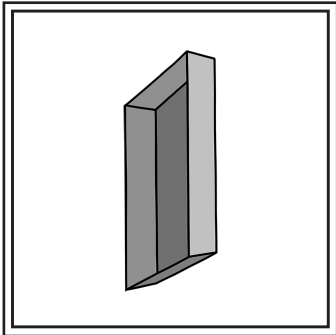
Print strips and trim along outside edges. Cut in two strips or fold. Print matching cards from following pages. Place hook/loop closures on the gray areas and backs of matching cards. Place cards on bottom strip and then move to matching grayed-out picture and word on top strip.

Sound/Letter "P" -Set 3-Task 3				Sound/Letter "P" -Set 3-Task 3			
							
							
							


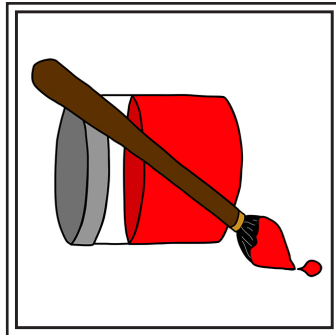


# Box Task: Picture/Word Match - Set 3 - Cards - Page 4:

The Sound/Letter "P"




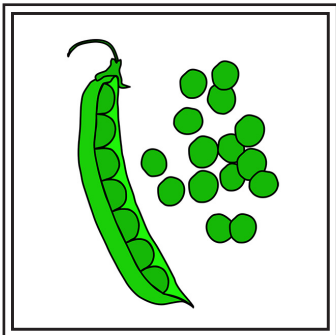
Print cards and trim along outside edges. Place hook/loop closures on the backs of gray areas of matching cards. Place cards on bottom strip and then move to matching pictures and words on top strip.






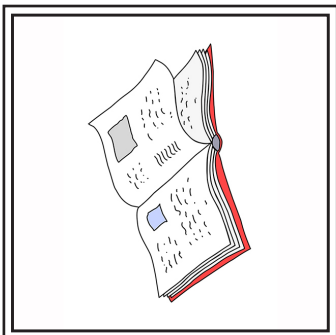
pan



paint



peas



page