
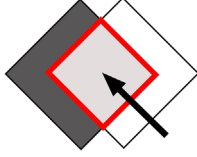
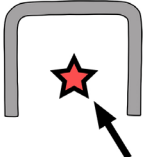



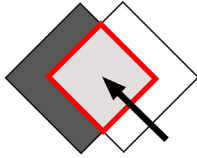
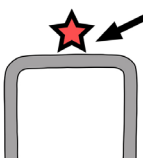



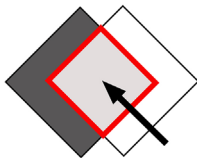
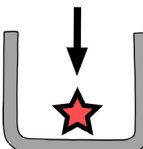
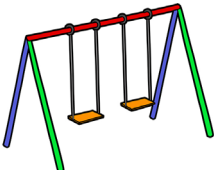


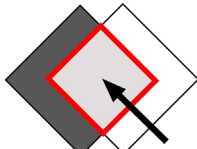
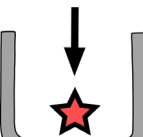






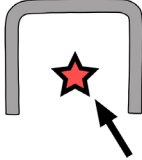




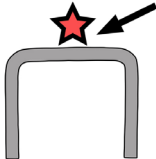




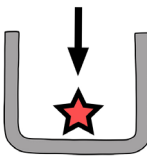
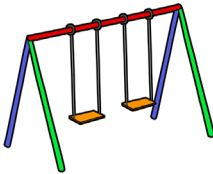


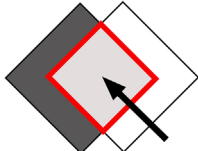
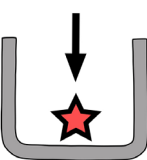


# Story 6 - Sentence Strips / 4 Parts

Book - Print and cut into strips. Assemble and staple on left edge.

 <p><b>The cat</b> <i>S6/1a_</i></p>	 <p><b>is</b> <i>S6/1a_</i></p>	 <p><b>under</b> <i>S6/1a_</i></p>	 <p><b>the bike</b> <i>S6/1a_</i></p>	 <p><i>Where Cat - S6/1</i> <i>S6/1a_</i></p>
 <p><b>The cat</b> <i>S6/2a_</i></p>	 <p><b>is</b> <i>S6/2a_</i></p>	 <p><b>on</b> <i>S6/2a_</i></p>	 <p><b>the table</b> <i>S6/2a_</i></p>	 <p><i>Where Cat - S6/2</i> <i>S6/2a_</i></p>
 <p><b>The cat</b> <i>S6/3a_</i></p>	 <p><b>is</b> <i>S6/3a_</i></p>	 <p><b>in</b> <i>S6/3a_</i></p>	 <p><b>the swing</b> <i>S6/3a_</i></p>	 <p><i>Where Cat - S6/3</i> <i>S6/3a_</i></p>
 <p><b>The cat</b> <i>S6/4a_</i></p>	 <p><b>is</b> <i>S6/4a_</i></p>	 <p><b>in</b> <i>S6/4a_</i></p>	 <p><b>the tree</b> <i>S6/4a_</i></p>	 <p><i>Where Cat - S6/4</i> <i>S6/4a_</i></p>

# Story 6 - Sentence Strips / 4 Parts

Book - Print and cut into strips. Assemble and staple on left edge.

 _____ <i>S6/1b</i>	 _____ <i>S6/1b</i>	 _____ <i>S6/1b</i>	 _____ <i>S6/1b</i>	 <b>under the bike</b> <i>S6/1b</i>	Where Cat - S6/1
 _____ <i>S6/2b</i>	 _____ <i>S6/2b</i>	 _____ <i>S6/2b</i>	 _____ <i>S6/2b</i>	 <b>on the table</b> <i>S6/2b</i>	Where Cat - S6/2
 _____ <i>S6/3b</i>	 _____ <i>S6/3b</i>	 _____ <i>S6/3b</i>	 _____ <i>S6/3b</i>	 <b>in the swing</b> <i>S6/3b</i>	Where Cat - S6/3
 _____ <i>S6/4b</i>	 _____ <i>S6/4b</i>	 _____ <i>S6/4b</i>	 _____ <i>S6/4b</i>	 <b>in the tree</b> <i>S6/4b</i>	Where Cat - S6/4



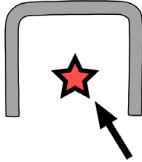



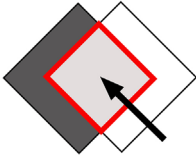
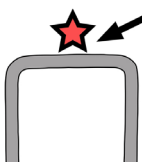



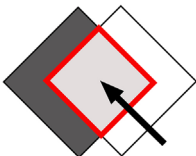
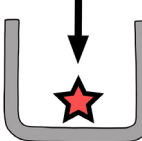
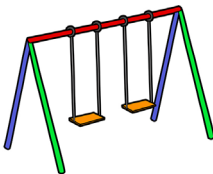


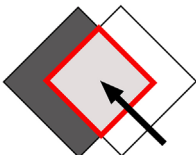
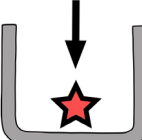


# Story 6 - Sentence Strips / 4 Parts

Book - Print and cut apart. Match with images to form sentences.

<p><b>The cat</b></p> <p><i>S6/1c_</i></p>	<p><b>is</b></p> <p><i>S6/1c_</i></p>	<p><b>under</b></p> <p><i>S6/1c_</i></p>	<p><b>the bike</b></p> <p><i>S6/1c_</i></p>	<p><b>under the bike</b></p> <p><i>S6/1c_</i></p>	Where Cat - S6/1
<p><b>The cat</b></p> <p><i>S6/2c_</i></p>	<p><b>is</b></p> <p><i>S6/2c_</i></p>	<p><b>on</b></p> <p><i>S6/2c_</i></p>	<p><b>the table</b></p> <p><i>S6/2c_</i></p>	<p><b>on the table</b></p> <p><i>S6/2c_</i></p>	Where Cat - S6/2
<p><b>The cat</b></p> <p><i>S6/3c_</i></p>	<p><b>is</b></p> <p><i>S6/3c_</i></p>	<p><b>in</b></p> <p><i>S6/3c_</i></p>	<p><b>the swing</b></p> <p><i>S6/3c_</i></p>	<p><b>in the swing</b></p> <p><i>S6/3c_</i></p>	Where Cat - S6/3
<p><b>The cat</b></p> <p><i>S6/4c_</i></p>	<p><b>is</b></p> <p><i>S6/4c_</i></p>	<p><b>in</b></p> <p><i>S6/4c_</i></p>	<p><b>the tree</b></p> <p><i>S6/4c_</i></p>	<p><b>in the tree</b></p> <p><i>S6/4c_</i></p>	Where Cat - S6/4



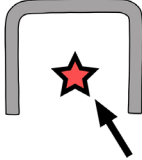



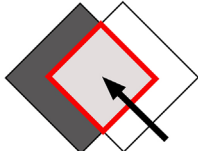
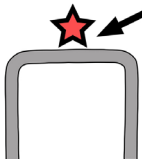



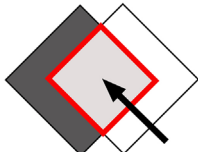
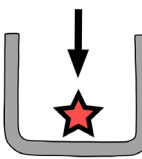
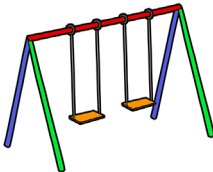


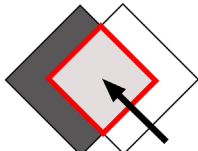
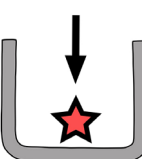


# Story 6 - Sentence Strips / 5 Parts

Book - Print and cut into strips. Assemble and staple on left edge.

 <p><b>The cat</b> S6/1d</p>	 <p><b>is</b> S6/1d</p>	 <p><b>under</b> S6/1d</p>	 <p><b>the bike</b> S6/1d</p>	 <p><b>in the backyard</b> S6/1d</p>	<p>Where Cat - S6/1</p>
 <p><b>The cat</b> S6/2d</p>	 <p><b>is</b> S6/2d</p>	 <p><b>on</b> S6/2d</p>	 <p><b>the table</b> S6/2d</p>	 <p><b>in the backyard</b> S6/2d</p>	<p>Where Cat - S6/2</p>
 <p><b>The cat</b> S6/3d</p>	 <p><b>is</b> S6/3d</p>	 <p><b>in</b> S6/3d</p>	 <p><b>the swing</b> S6/3d</p>	 <p><b>in the backyard</b> S6/3d</p>	<p>Where Cat - S6/3</p>
 <p><b>The cat</b> S6/4d</p>	 <p><b>is</b> S6/4d</p>	 <p><b>in</b> S6/4d</p>	 <p><b>the tree</b> S6/4d</p>	 <p><b>in the front yard</b> S6/4d</p>	<p>Where Cat - S6/4</p>

# Story 6 - Sentence Strips / 5 Parts

Book - Print and cut into strips. Assemble and staple on left edge.

 _____ <i>S6/1e</i>	 _____ <i>S6/1e</i>	 _____ <i>S6/1e</i>	 _____ <i>S6/1e</i>	 _____ <i>S6/1e</i>	Where Cat - S6/1
 _____ <i>S6/2e</i>	 _____ <i>S6/2e</i>	 _____ <i>S6/2e</i>	 _____ <i>S6/2e</i>	 _____ <i>S6/2e</i>	Where Cat - S6/2
 _____ <i>S6/3e</i>	 _____ <i>S6/3e</i>	 _____ <i>S6/3e</i>	 _____ <i>S6/3e</i>	 _____ <i>S6/3e</i>	Where Cat - S6/3
 _____ <i>S6/4e</i>	 _____ <i>S6/4e</i>	 _____ <i>S6/4e</i>	 _____ <i>S6/4e</i>	 _____ <i>S6/4e</i>	Where Cat - S6/4



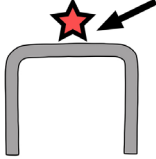




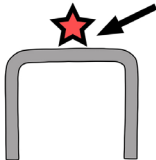




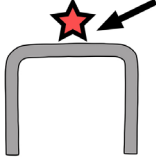




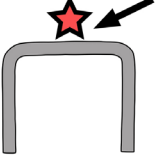


# Story 6 - Sentence Strips / 5 Parts

Book - Print and cut apart. Match with images to form sentences.

<p><b>The cat</b></p> <p><i>S6/1f_</i></p>	<p><b>is</b></p> <p><i>S6/1f_</i></p>	<p><b>under</b></p> <p><i>S6/1f_</i></p>	<p><b>the bike</b></p> <p><i>S6/1f_</i></p>	<p><b>in the backyard</b></p> <p><i>S6/1f_</i></p>	<p>Where Cat - S6/1</p>
<p><b>The cat</b></p> <p><i>S6/2f_</i></p>	<p><b>is</b></p> <p><i>S6/2f_</i></p>	<p><b>on</b></p> <p><i>S6/2f_</i></p>	<p><b>the table</b></p> <p><i>S6/2f_</i></p>	<p><b>in the backyard</b></p> <p><i>S6/2f_</i></p>	<p>Where Cat - S6/2</p>
<p><b>The cat</b></p> <p><i>S6/3f_</i></p>	<p><b>is</b></p> <p><i>S6/3f_</i></p>	<p><b>in</b></p> <p><i>S6/3f_</i></p>	<p><b>the swing</b></p> <p><i>S6/3f_</i></p>	<p><b>in the backyard</b></p> <p><i>S6/3f_</i></p>	<p>Where Cat - S6/3</p>
<p><b>The cat</b></p> <p><i>S6/4f_</i></p>	<p><b>is</b></p> <p><i>S6/4f_</i></p>	<p><b>in</b></p> <p><i>S6/4f_</i></p>	<p><b>the tree</b></p> <p><i>S6/4f_</i></p>	<p><b>in the front yard</b></p> <p><i>S6/4f_</i></p>	<p>Where Cat - S6/4</p>

# Story 6 - Sentence Strips / 4 & 5 Parts


Book - Print and cut into strips. Add to assembled group and staple on left edge.

 <p><b>The cat</b> S6/5a_</p>	 <p><b>is</b> S6/5a_</p>	 <p><b>on</b> S6/5a_</p>	 <p><b>the boy's lap</b> S6/5a_</p>	 <p><b>on the boy's lap</b> S6/5a_</p>	<p>Where Cat - S3/5</p>
 <p>_____  S6/5b_</p>	 <p>_____  S6/5b_</p>	 <p>_____  S6/5b_</p>	 <p>_____  S6/5b_</p>	 <p><b>on the boy's lap</b> S6/5b_</p>	<p>Where Cat - S3/5</p>
 <p><b>The cat</b> S6/5d_</p>	 <p><b>is</b> S6/5d_</p>	 <p><b>on</b> S6/5d_</p>	 <p><b>the boy's lap</b> S6/5d_</p>	 <p><b>in the kitchen</b> S6/5d_</p>	<p>Where Cat - S3/5</p>
 <p>_____  S6/5e_</p>	 <p>_____  S6/5e_</p>	 <p>_____  S6/5e_</p>	 <p>_____  S6/5e_</p>	 <p>_____  S6/5e_</p>	<p>Where Cat - S3/5</p>

# Story 6 - Sentence Strips / 4 Parts

Book - Print and cut the strip and picture apart. Add strip to others in assembled group.

<p><b>The cat</b></p> <p><i>S6/5c_</i></p>	<p><b>is</b></p> <p><i>S6/5c_</i></p>	<p><b>on</b></p> <p><i>S6/5c_</i></p>	<p><b>the boy's lap</b></p> <p><i>S6/5c_</i></p>	<p><b>on the boy's lap</b></p> <p><i>S6/5c_</i></p>	<p>Where Cat - S6/5</p>
--	---------------------------------------	---------------------------------------	--	---	-------------------------






# Story 6 - Sentence Strips / 5 Parts

Book - Print and cut the strip and picture apart. Add strip to others in group.


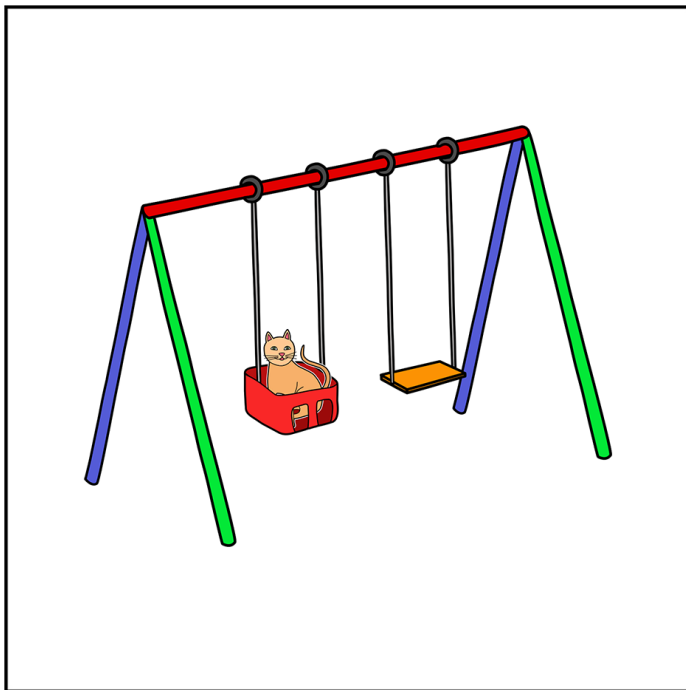


<p><b>The cat</b></p> <p>S6/5f_</p>	<p><b>is</b></p> <p>S6/5f_</p>	<p><b>on</b></p> <p>S6/5f_</p>	<p><b>the boy's lap</b></p> <p>S6/5f_</p>	<p><b>in the kitchen</b></p> <p>S6/5f_</p>	<p>Where Cat - S6/5</p>
-------------------------------------	--------------------------------	--------------------------------	---	--	-------------------------



# Story 6 - Sentence Strips / 4 & 5 Parts

Where Is The Cat - 6

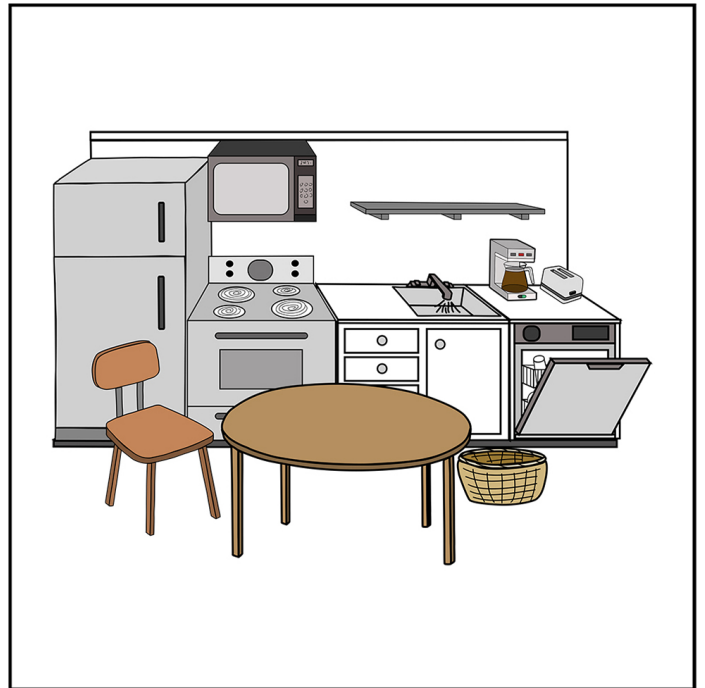
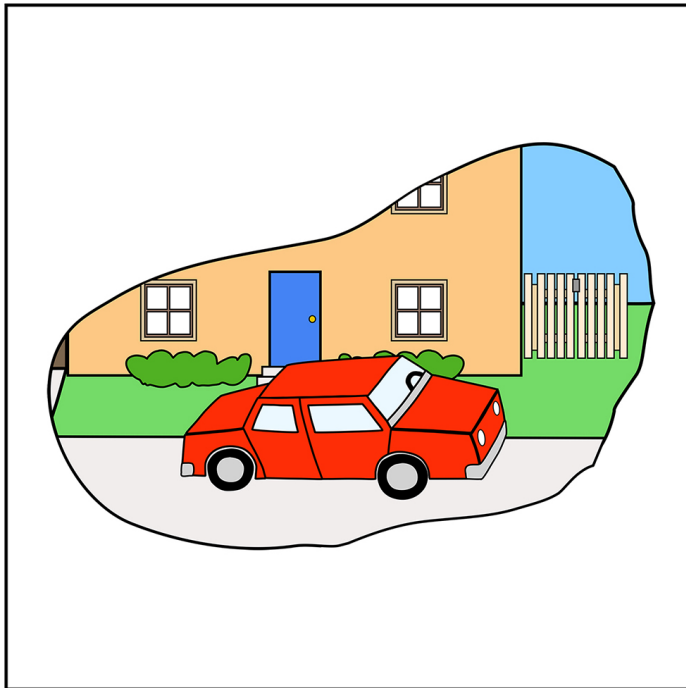
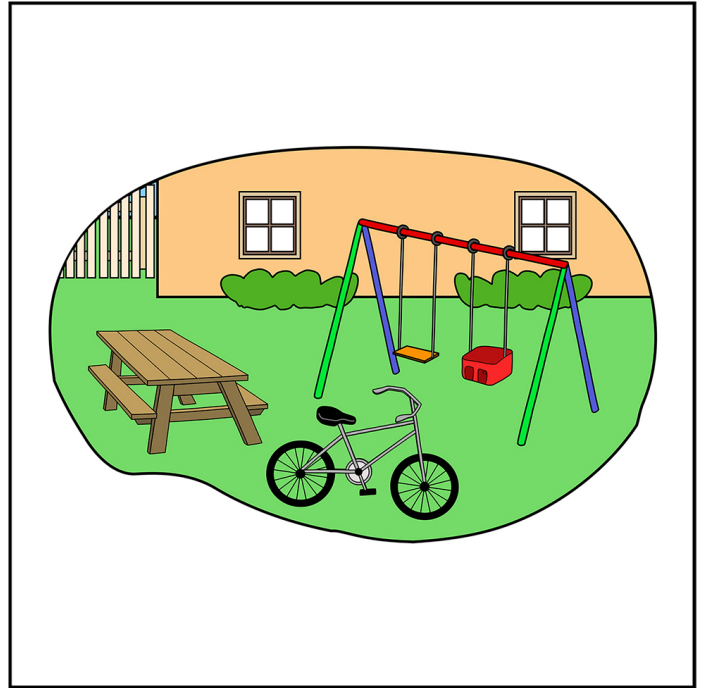
Book - Print and cut apart.



# Story 6 - Sentence Strips / 4 & 5 Parts

Where Is The Cat - 6

Book - Print and cut apart.




# Story 6 - Sentence Strips / 4 & 5 Parts

Where Is The Cat - 6

Book - Print for coloring.

---



**The cat is under the bike.**


---

# Story 6 - Sentence Strips / 4 & 5 Parts

Where Is The Cat - 6

Book - Print for coloring.

---



**The cat is on the table.**


---

# Story 6 - Sentence Strips / 4 & 5 Parts

Where Is The Cat - 6

Book - Print for coloring.

---



**The cat is in the swing.**


---

# Story 6 - Sentence Strips / 4 & 5 Parts

Where Is The Cat - 6

Book - Print for coloring.

---



**The cat is in the tree.**

---

# Story 6 - Sentence Strips / 4 & 5 Parts

Where Is The Cat - 6

Book - Print for coloring.

---



**The cat is on Rockee's lap.**

---