

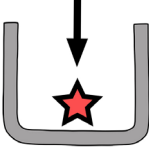



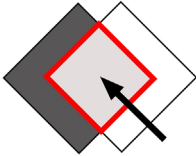
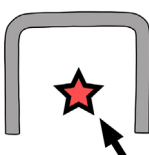




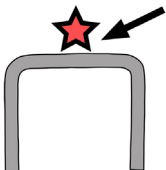



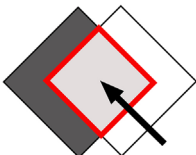
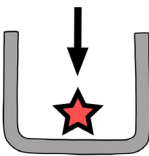





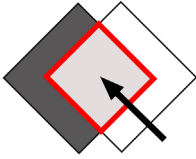
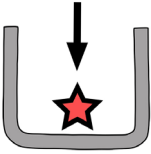



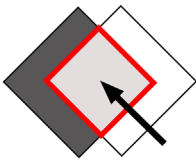




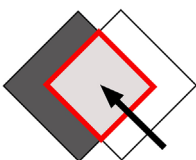
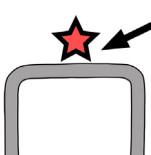
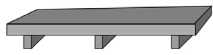


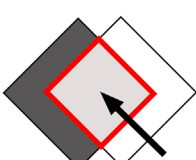
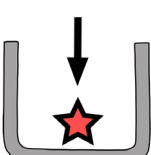


Story 5 - Sentence Strips / 4 Parts

Book - Print and cut into strips. Assemble and staple on left edge.

 <p>The cat S5/1a_</p>	 <p>is S5/1a_</p>	 <p>in S5/1a_</p>	 <p>the basket S5/1a_</p>	 <p>Where Cat - S5/1 S5/1a_</p>
 <p>The cat S5/2a_</p>	 <p>is S5/2a_</p>	 <p>under S5/2a_</p>	 <p>the chair S5/2a_</p>	 <p>Where Cat - S5/2 S5/2a_</p>
 <p>The cat S5/3a_</p>	 <p>is S5/3a_</p>	 <p>on S5/3a_</p>	 <p>the shelf S5/3a_</p>	 <p>Where Cat - S5/3 S5/3a_</p>
 <p>The cat S5/4a_</p>	 <p>is S5/4a_</p>	 <p>in S5/4a_</p>	 <p>the tree S5/4a_</p>	 <p>Where Cat - S5/4 S5/4a_</p>

Story 5 - Sentence Strips / 4 Parts

Book - Print and cut into strips. Assemble and staple on left edge.

 <p>S5/1b_</p>	 <p>S5/1b_</p>	 <p>S5/1b_</p>	 <p>S5/1b_</p>	 <p>in the basket</p> <p>S5/1b_</p>	<p>Where Cat - S5/1</p>
 <p>S5/2b_</p>	 <p>S5/2b_</p>	 <p>S5/2b_</p>	 <p>S5/2a_</p>	 <p>under the chair</p> <p>S5/2b_</p>	<p>Where Cat - S5/2</p>
 <p>S5/3b_</p>	 <p>S5/3b_</p>	 <p>S5/3b_</p>	 <p>S5/3b_</p>	 <p>on the shelf</p> <p>S5/3b_</p>	<p>Where Cat - S5/3</p>
 <p>S5/4b_</p>	 <p>S5/4b_</p>	 <p>S5/4b_</p>	 <p>S5/4b_</p>	 <p>in the tree</p> <p>S5/4b_</p>	<p>Where Cat - S5/4</p>


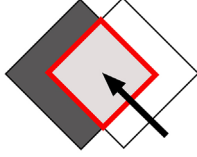
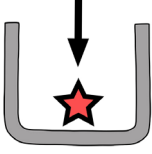

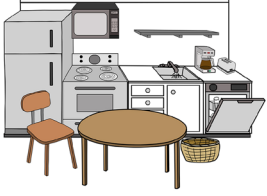

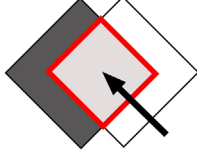
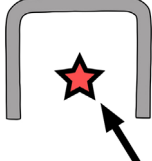




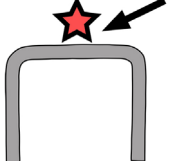



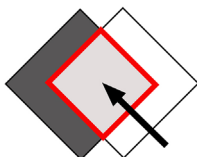
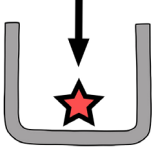


Story 5 - Sentence Strips / 4 Parts

Book - Print and cut apart. Match with images to form sentences.

<p>The cat</p> <p><i>S5/1c_</i></p>	<p>is</p> <p><i>S5/1c_</i></p>	<p>in</p> <p><i>S5/1c_</i></p>	<p>the basket</p> <p><i>S5/1c_</i></p>	<p>in the basket</p> <p><i>S5/1c_</i></p>	<p>Where Cat - S5/1</p>
<p>The cat</p> <p><i>S5/2c_</i></p>	<p>is</p> <p><i>S5/2c_</i></p>	<p>under</p> <p><i>S5/2c_</i></p>	<p>the chair</p> <p><i>S5/2c_</i></p>	<p>under the chair</p> <p><i>S5/2c_</i></p>	<p>Where Cat - S5/2</p>
<p>The cat</p> <p><i>S5/3c_</i></p>	<p>is</p> <p><i>S5/3c_</i></p>	<p>on</p> <p><i>S5/3c_</i></p>	<p>the shelf</p> <p><i>S5/3c_</i></p>	<p>on the shelf</p> <p><i>S5/3c_</i></p>	<p>Where Cat - S5/3</p>
<p>The cat</p> <p><i>S5/4c_</i></p>	<p>is</p> <p><i>S5/4c_</i></p>	<p>in</p> <p><i>S5/4c_</i></p>	<p>the tree</p> <p><i>S5/4c_</i></p>	<p>in the tree</p> <p><i>S5/4c_</i></p>	<p>Where Cat - S5/4</p>



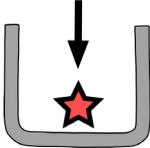



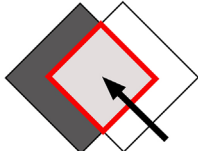
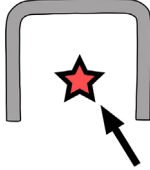




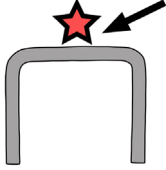
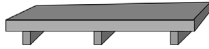


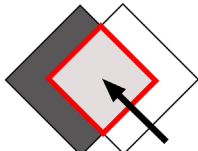
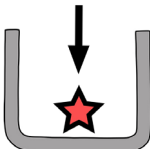


Story 5 - Sentence Strips / 5 Parts

Book - Print and cut into strips. Assemble and staple on left edge.

 <p>The cat S5/1d</p>	 <p>is S5/1d</p>	 <p>in S5/1d</p>	 <p>the basket S5/1d</p>	 <p>in the kitchen S5/1d</p>	<p>Where Cat - S5/1</p>
 <p>The cat S5/2d</p>	 <p>is S5/2d</p>	 <p>under S5/2d</p>	 <p>the chair S5/2d</p>	 <p>in the kitchen S5/2d</p>	<p>Where Cat - S5/2</p>
 <p>The cat S5/3d</p>	 <p>is S5/3d</p>	 <p>on S5/3d</p>	 <p>the shelf S5/3d</p>	 <p>in the kitchen S5/3d</p>	<p>Where Cat - S5/3</p>
 <p>The cat S5/4d</p>	 <p>is S5/4d</p>	 <p>in S5/4d</p>	 <p>the tree S5/4d</p>	 <p>in the front yard S5/4d</p>	<p>Where Cat - S5/4</p>

Story 5 - Sentence Strips / 5 Parts

Book - Print and cut into strips. Assemble and staple on left edge.

 _____ <i>S5/1e</i>	 _____ <i>S5/1e</i>	 _____ <i>S5/1e</i>	 _____ <i>S5/1e</i>	 _____ <i>S5/1e</i>	Where Cat - S5/1
 _____ <i>S5/2e</i>	 _____ <i>S5/2e</i>	 _____ <i>S5/2e</i>	 _____ <i>S5/2e</i>	 _____ <i>S5/2e</i>	Where Cat - S5/2
 _____ <i>S5/3e</i>	 _____ <i>S5/3e</i>	 _____ <i>S5/3e</i>	 _____ <i>S5/3e</i>	 _____ <i>S5/3e</i>	Where Cat - S5/3
 _____ <i>S5/4e</i>	 _____ <i>S5/4e</i>	 _____ <i>S5/4e</i>	 _____ <i>S5/4e</i>	 _____ <i>S5/4e</i>	Where Cat - S5/4


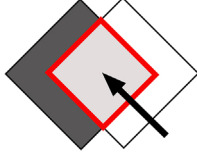
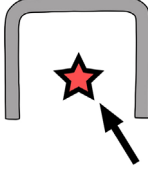



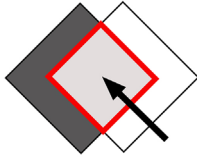
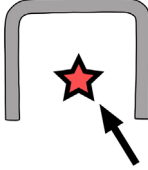



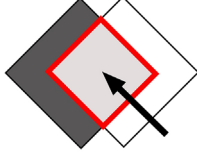
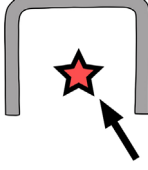

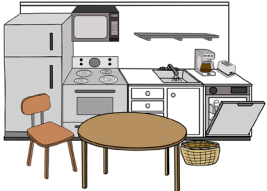

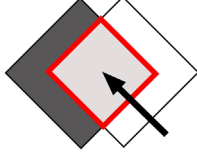
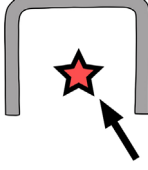

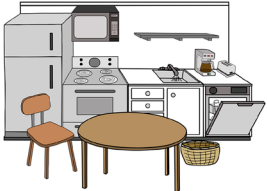
Story 5 - Sentence Strips / 5 Parts

Book - Print and cut apart. Match with images to form sentences.

<p>The cat</p> <p><i>S5/1f_</i></p>	<p>is</p> <p><i>S5/1f_</i></p>	<p>in</p> <p><i>S5/1f_</i></p>	<p>the basket</p> <p><i>S5/1f_</i></p>	<p>in the kitchen</p> <p><i>S5/1f_</i></p>	Where Cat - S5/1
<p>The cat</p> <p><i>S5/2f_</i></p>	<p>is</p> <p><i>S5/2f_</i></p>	<p>under</p> <p><i>S5/2f_</i></p>	<p>the chair</p> <p><i>S5/2f_</i></p>	<p>in the kitchen</p> <p><i>S5/2f_</i></p>	Where Cat - S5/2
<p>The cat</p> <p><i>S5/3f_</i></p>	<p>is</p> <p><i>S5/3f_</i></p>	<p>on</p> <p><i>S5/3f_</i></p>	<p>the shelf</p> <p><i>S5/3f_</i></p>	<p>in the kitchen</p> <p><i>S5/3f_</i></p>	Where Cat - S5/3
<p>The cat</p> <p><i>S5/4f_</i></p>	<p>is</p> <p><i>S5/4f_</i></p>	<p>in</p> <p><i>S5/4f_</i></p>	<p>the tree</p> <p><i>S5/4f_</i></p>	<p>in the front yard</p> <p><i>S5/4f_</i></p>	Where Cat - S5/4

Story 5 - Sentence Strips / 4 & 5 Parts


Book - Print and cut into strips. Add to assembled group and staple on left edge.

 <p>The cat S5/5a</p>	 <p>is S5/5a</p>	 <p>under S5/5a</p>	 <p>the girl's hand S5/5a</p>	 <p>Where Cat - S5/5 S5/5a</p>
 <p>S5/5b</p>	 <p>S5/5b</p>	 <p>S5/5b</p>	 <p>S5/5b</p>	 <p>under the girl's hand S5/5b</p>
 <p>The cat S5/5d</p>	 <p>is S5/5d</p>	 <p>under S5/5d</p>	 <p>the girl's hand S5/5d</p>	 <p>in the kitchen S5/5d</p>
 <p>S5/5e</p>	 <p>S5/5e</p>	 <p>S5/5e</p>	 <p>S5/5e</p>	 <p>Where Cat - S5/5 S5/5e</p>

Story 5 - Sentence Strips / 4 Parts

Book - Print and cut the strip and picture apart. Add strip to others in assembled group.

<p>The cat</p> <p>S5/5c_</p>	<p>is</p> <p>S5/5c_</p>	<p>under</p> <p>S5/5c_</p>	<p>the girl's hand</p> <p>S5/5c_</p>	<p>under the girl's hand</p> <p>S5/5c_</p>	<p>Where Cat - S5/5</p>
-------------------------------------	--------------------------------	-----------------------------------	---	---	-------------------------



Story 5 - Sentence Strips / 5 Parts

Book - Print and cut the strip and picture apart. Add strip to others in group.

The cat

S5/5f_

is

S5/5f_

under


S5/5f_

the girl's hand in the kitchen

S5/5f_

S5/5f_


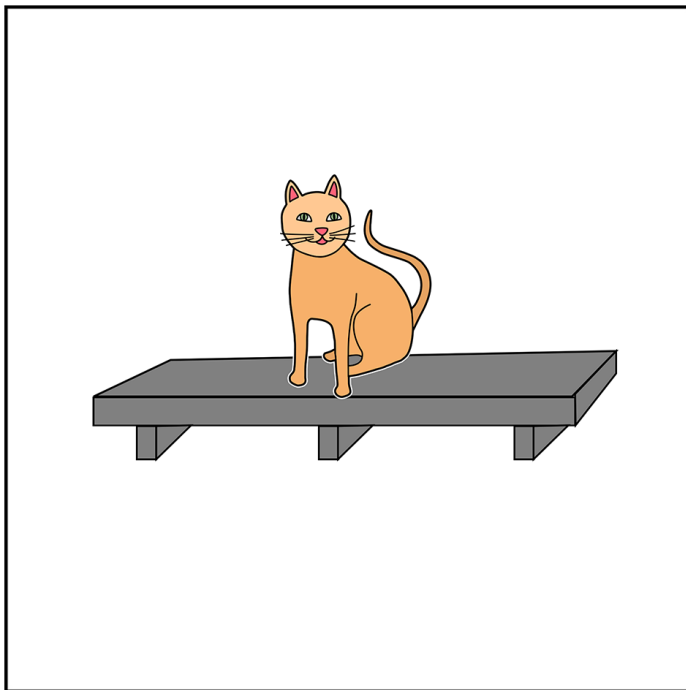


Where Cat - S5/5



Story 5 - Sentence Strips / 4 & 5 Parts

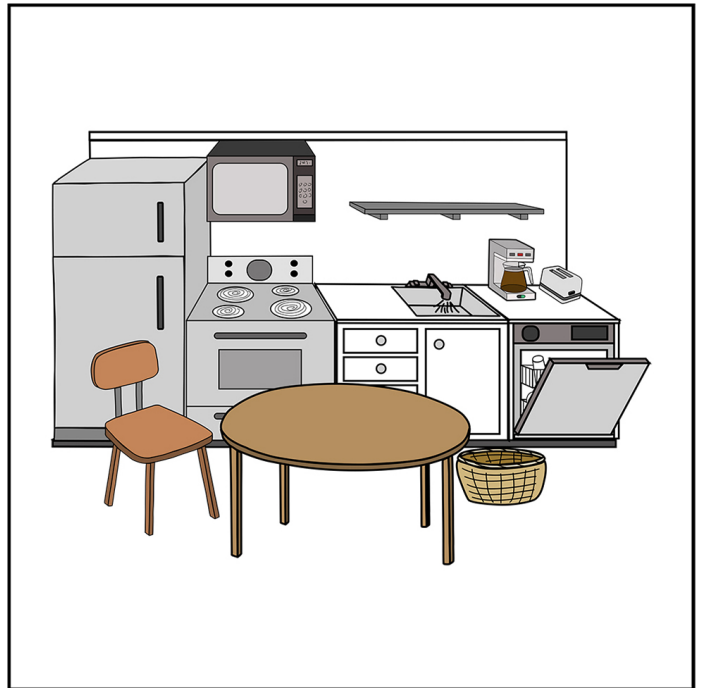
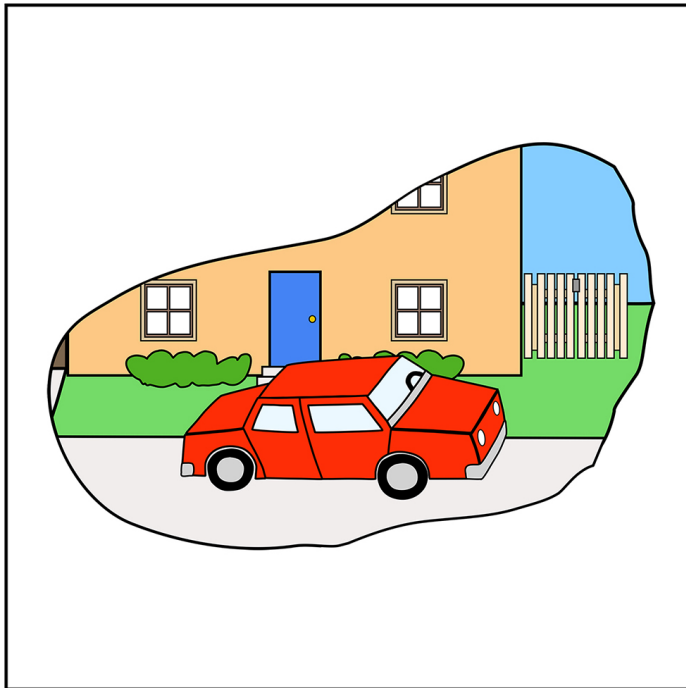

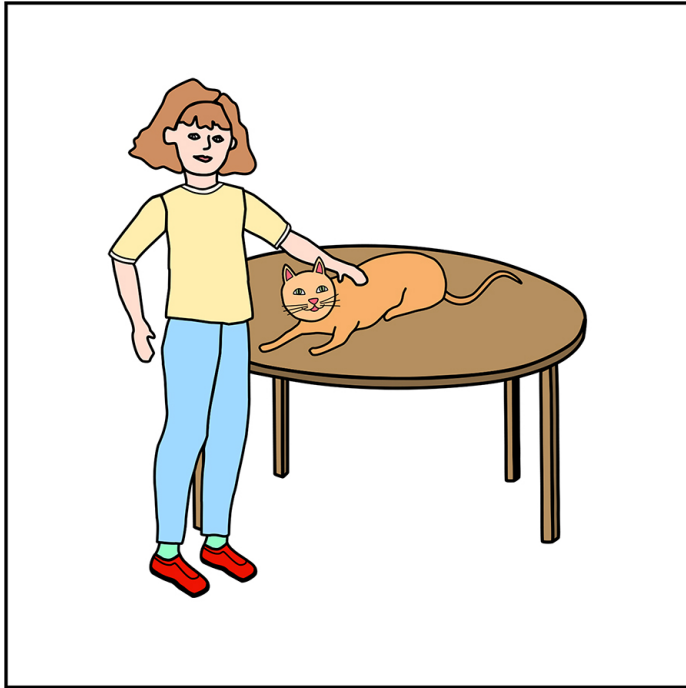
Where Is The Cat - 5

Book - Print and cut apart.



Story 5 - Sentence Strips / 4 Parts


Book - Print and cut apart.



Story 5 - Sentence Strips / 4 & 5 Parts

Where Is The Cat - 5

Book - Print for coloring.




The cat is in the basket.

Story 5 - Sentence Strips / 4 & 5 Parts

Where Is The Cat - 5

Book - Print for coloring.




The cat is under the chair.

Story 5 - Sentence Strips / 4 & 5 Parts

Where Is The Cat - 5

Book - Print for coloring.




The cat is on the shelf.

Story 5 - Sentence Strips / 4 & 5 Parts

Where Is The Cat - 5

Book - Print for coloring.




The cat is in the tree.

Story 5 - Sentence Strips / 4 & 5 Parts

Where Is The Cat - 5

Book - Print for coloring.



The cat is under Tina's hand.
