
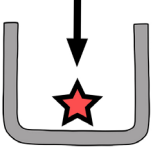



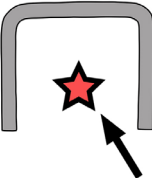



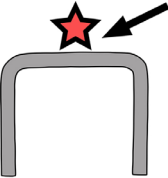



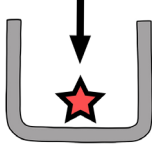




Story 5 - Phrase Strips / 3 Parts

Where Is The Cat - 5

Book - Print and cut into strips. Assemble and staple on left edge.


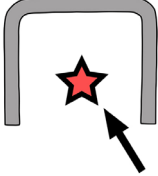


 <p>the cat</p>	 <p>in</p>	 <p>the basket</p>	 <p>in the basket</p>	Where Cat - S5/1
 <p>the cat</p>	 <p>under</p>	 <p>the chair</p>	 <p>under the chair</p>	Where Cat - S5/2
 <p>the cat</p>	 <p>on</p>	 <p>the shelf</p>	 <p>on the shelf</p>	Where Cat - S5/3
 <p>the cat</p>	 <p>in</p>	 <p>the tree</p>	 <p>in the tree</p>	Where Cat - S5/4

Story 5 - Phrase Strip / 3 Parts

Where Is The Cat - 5

Book - Print and cut the first strip. Add to assembled strips and staple on left edge.


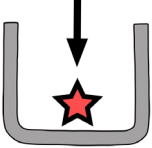



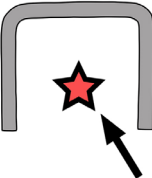



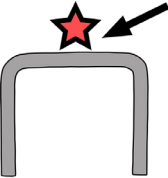



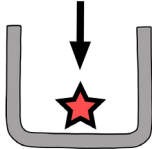


Word Cards - Cut word cards to make phrases.

 <p>the cat</p>	 <p>under</p>	 <p>Tina's hand</p>	 <p>under the girl's hand</p>	<p>Where Cat - S5/5</p>
<p>the cat</p>	<p>in</p>	<p>on</p>	<p>under</p>	
<p>the basket</p>	<p>the chair</p>	<p>the shelf</p>	<p>the tree</p>	
<p>Tina's hand</p>	<p>the girl's hand</p>	<p>in</p>	<p>in</p>	

Story 5 - Phrase Strips / 3 Parts

Where Is The Cat - 5


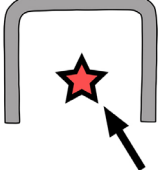


Book - Print and cut into strips. Assemble and staple on left edge.

 _____	 _____	 _____	 in the basket	Where Cat - S5/1
 _____	 _____	 _____	 under the chair	Where Cat - S5/2
 _____	 _____	 _____	 on the shelf	Where Cat - S5/3
 _____	 _____	 _____	 in the tree	Where Cat - S5/4


Story 5 - Phrase Strip / 3 Parts

Book - Print and cut the strip. Add to assembled strips and staple on left edge.

Scene Card - Print and cut.

 _____	 _____	 _____	 under the girl's hand
--	--	---	---


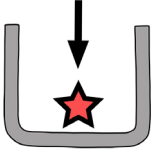



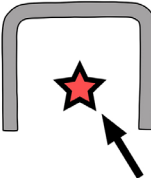



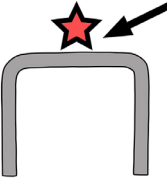
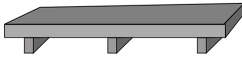


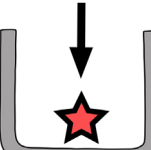


Where Cat - S5/5



Story 5 - Phrase Strips / 3 Parts

Where Is The Cat - 5

Book - Print and cut into strips. Assemble and staple on left edge.


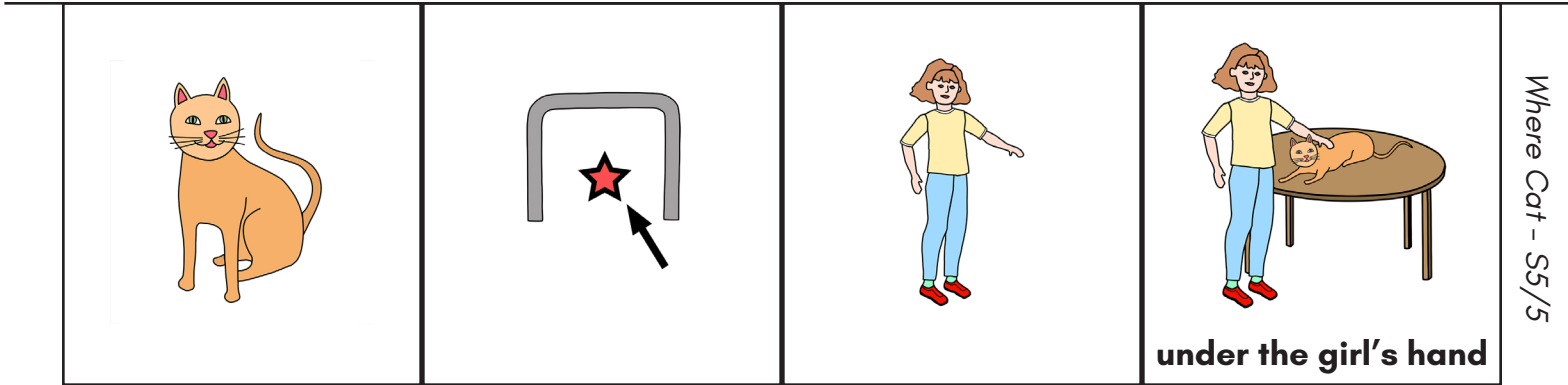
			 in the basket	Where Cat - S5/1
			 under the chair	Where Cat - S5/2
			 on the shelf	Where Cat - S5/3
			 in the tree	Where Cat - S5/4

Story 5 - Phrase Strip / 3 Parts

Where Is The Cat - 5

Book - Print and cut the strip. Add to assembled strips and staple on left edge.


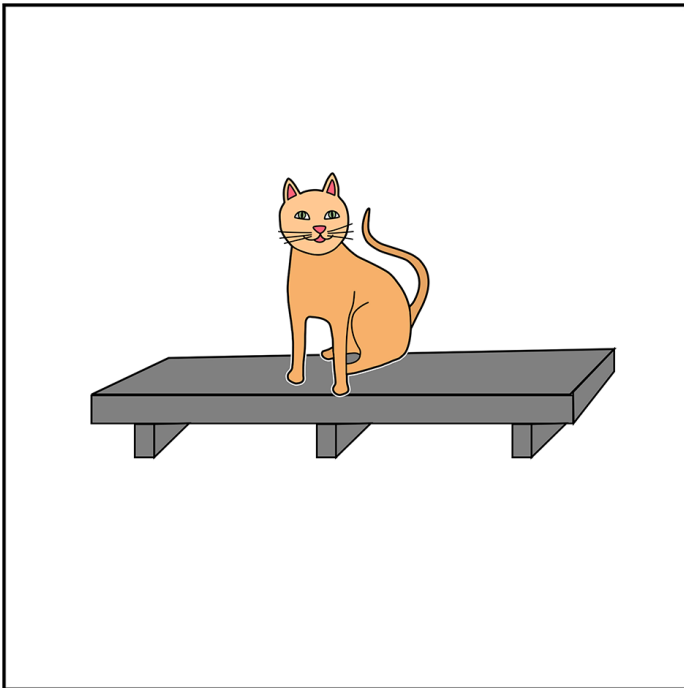


Scene Card - Cut the scene card.



Story 5 - Phrase Strips / 3 Parts

Where Is The Cat - 5

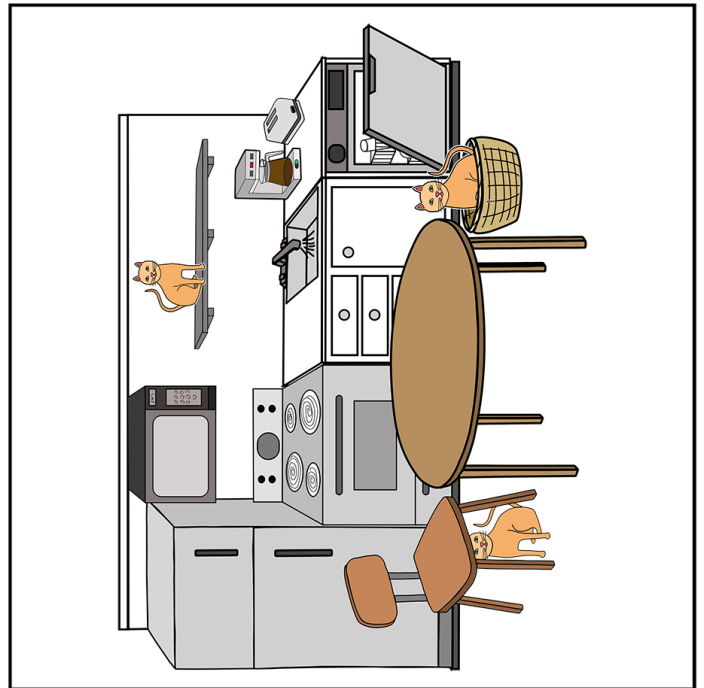
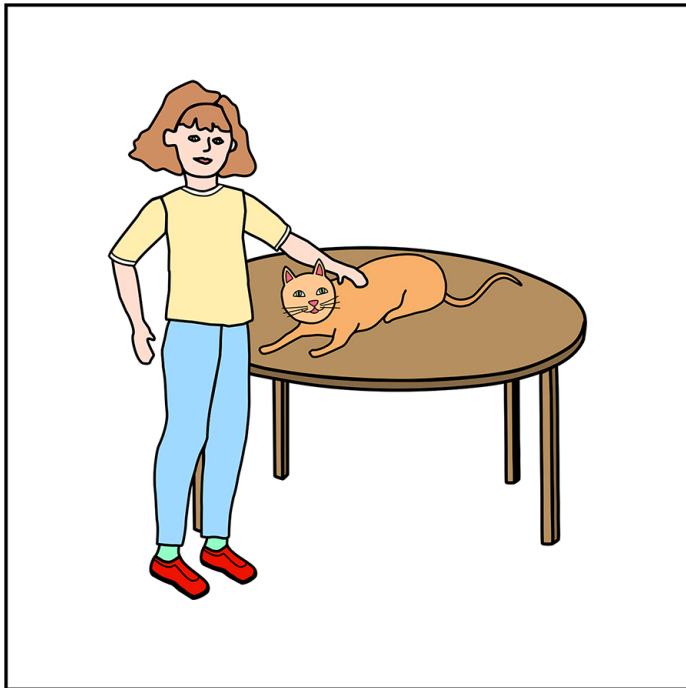
Scene Cards - Print and cut.



Story 5 - Phrase Strips / 3 Parts

Scene Cards - Print and cut.


Blank Cards/Strips - Print and cut.



Story 5 - Phrase Strips / 3 Parts

Where Is The Cat - 5

Coloring Page




The cat is in the basket.

Story 5 - Phrase Strips / 3 Parts

Where Is The Cat - 5

Coloring Page




The cat is under the chair.

Story 5 - Phrase Strips / 3 Parts

Where Is The Cat - 5

Coloring Page




The cat is on the shelf.

Story 5 - Phrase Strips / 3 Parts

Where Is The Cat - 5

Coloring Page




The cat is in the tree.

Story 5 - Phrase Strips / 3 Parts

Where Is The Cat - 5

Coloring Page



The cat is under Tina's hand.
