
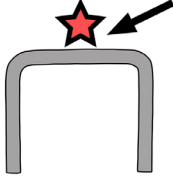



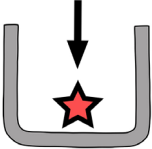
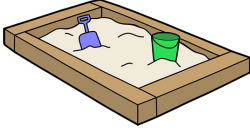


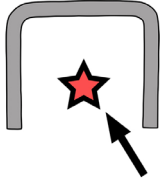



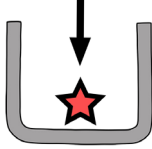




Story 4 - Phrase Strips / 3 Parts

Where Is The Cat - 4


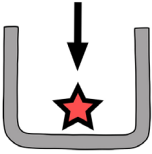


Book - Print and cut into strips. Assemble and staple on left edge.

 <p>the cat</p>	 <p>on</p>	 <p>the slide</p>	 <p>on the slide</p>	Where Cat - S4/1
 <p>the cat</p>	 <p>in</p>	 <p>the sandbox</p>	 <p>in the sandbox</p>	Where Cat - S4/2
 <p>the cat</p>	 <p>under</p>	 <p>the wagon</p>	 <p>under the wagon</p>	Where Cat - S4/3
 <p>the cat</p>	 <p>in</p>	 <p>the tree</p>	 <p>in the tree</p>	Where Cat - S4/4

Story 4 - Phrase Strip / 3 Parts

Book - Print and cut the first strip. Add to assembled strips and staple on left edge.


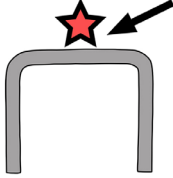



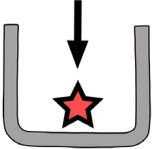
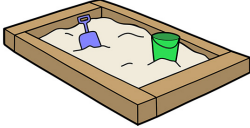


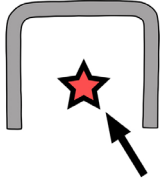



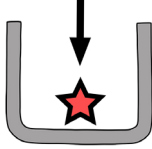


Word Cards - Cut word cards to make phrases.

 <p>the cat</p>	 <p>in</p>	 <p>Kimmi's arms</p>	 <p>in the girl's arms</p>	<p>Where Cat - S4/5</p>
<p>the cat</p>	<p>in</p>	<p>on</p>	<p>under</p>	
<p>the slide</p>	<p>the sandbox</p>	<p>the wagon</p>	<p>the tree</p>	
<p>Kimmi's arms</p>	<p>the girl's arms</p>	<p>in</p>	<p>in</p>	

Story 4 - Phrase Strips / 3 Parts

Where Is The Cat - 4


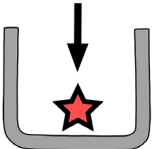


Book - Print and cut into strips. Assemble and staple on left edge.

 _____	 _____	 _____	 on the slide	Where Cat - S4/1
 _____	 _____	 _____	 in the sandbox	Where Cat - S4/2
 _____	 _____	 _____	 under the wagon	Where Cat - S4/3
 _____	 _____	 _____	 in the tree	Where Cat - S4/4


Story 4 - Phrase Strip / 3 Parts

Book - Print and cut the strip. Add to assembled strips and staple on left edge.

Scene Card - Print and cut.

 _____	 _____	 _____	 in the girl's arms
--	--	---	--


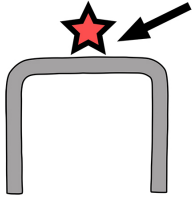



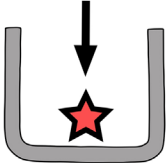
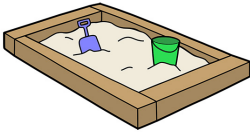


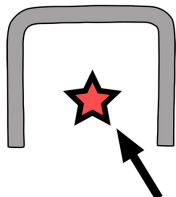



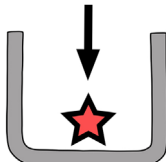


Where Cat - S4/5



Story 4 - Phrase Strips / 3 Parts

Where Is The Cat - 4


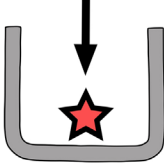


Book - Print and cut into strips. Assemble and staple on left edge.

			 on the slide	Where Cat - S4/1
			 in the sandbox	Where Cat - S4/2
			 under the wagon	Where Cat - S4/3
			 in the tree	Where Cat - S4/4

Story 4 - Phrase Strip / 3 Parts

Book - Print and cut the strip. Add to assembled strips and staple on left edge.

Scene Card - Cut the scene card.


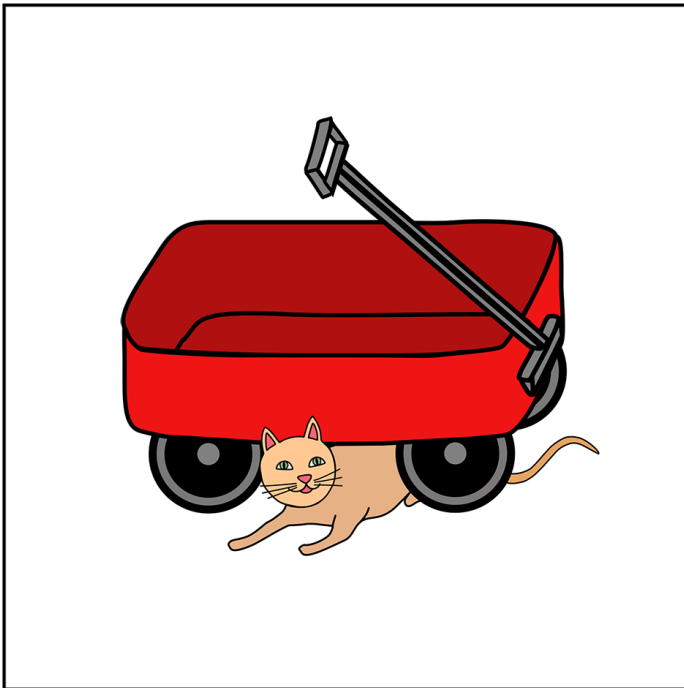
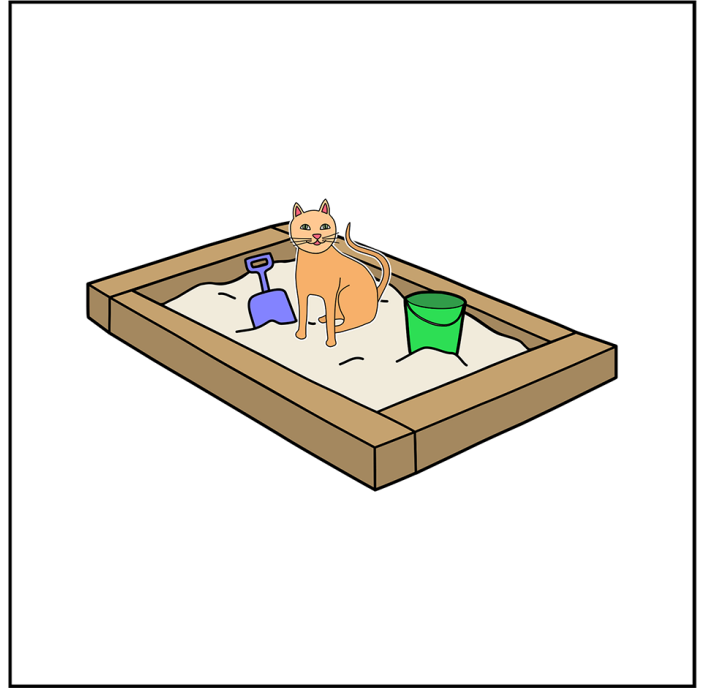

			 in the girl's arms	<p>Where Cat - S4/5</p>
---	---	--	--	-------------------------



Story 4 - Phrase Strips / 3 Parts

Where Is The Cat - 4

Scene Cards - Print and cut.

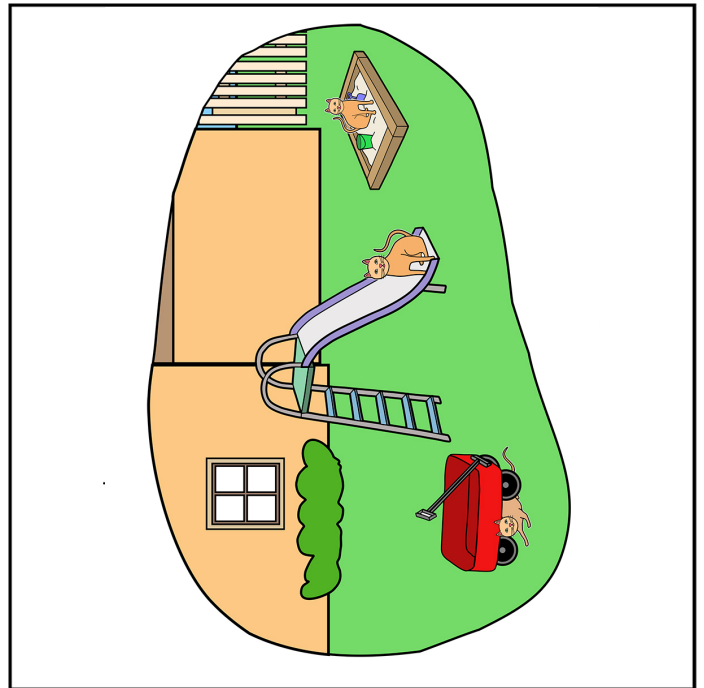



Story 4 - Phrase Strips / 3 Parts

Where Is The Cat - 4

Scene Cards - Print and cut.


Blank Cards/Strips - Print and cut.



Story 4 - Phrase Strips / 3 Parts

Where Is The Cat - 4

Coloring Page




The cat is on the slide.

Story 4 - Phrase Strips / 3 Parts

Where Is The Cat - 4

Coloring Page




The cat is in the sandbox.

Story 4 - Phrase Strips / 3 Parts

Where Is The Cat - 4

Coloring Page




The cat is under the wagon.

Story 4 - Phrase Strips / 3 Parts

Where Is The Cat - 4

Coloring Page



The cat is in the tree.

Story 4 - Phrase Strips / 3 Parts

Where Is The Cat - 4

Coloring Page



The cat is in Kimmi's arms.
