
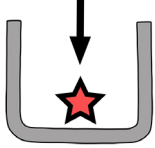
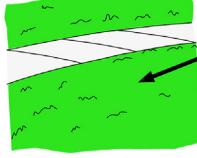


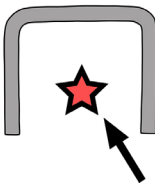



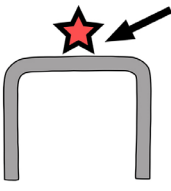
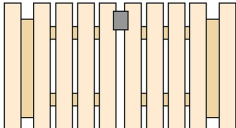
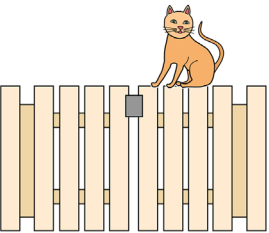

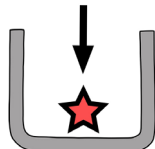




Story 2 - Phrase Strips / 3 Parts

Where Is The Cat - 2


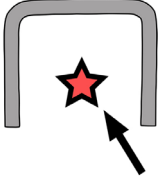


Book - Print and cut into strips. Assemble and staple on left edge.

 <p>the cat</p>	 <p>in</p>	 <p>the grass</p>	 <p>in the grass</p>	<p>Where Cat - S2/1</p>
 <p>the cat</p>	 <p>under</p>	 <p>the car</p>	 <p>under the car</p>	<p>Where Cat - S2/2</p>
 <p>the cat</p>	 <p>on</p>	 <p>the fence</p>	 <p>on the fence</p>	<p>Where Cat - S2/3</p>
 <p>the cat</p>	 <p>in</p>	 <p>the tree</p>	 <p>in the tree</p>	<p>Where Cat - S2/4</p>

Story 2 - Phrase Strip / 3 Parts

Book - Print and cut the first strip. Add to assembled strips and staple on left edge.


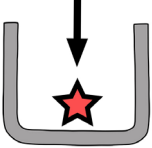
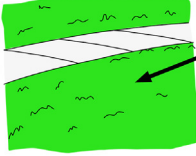


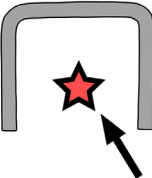



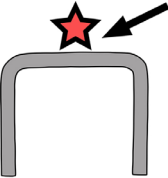
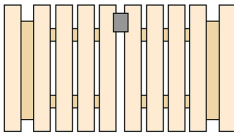


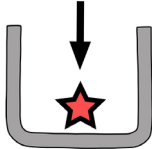


Word Cards - Cut word cards to make phrases.

 <p>the cat</p>	 <p>under</p>	 <p>Tina's hand</p>	 <p>under the girl's hand</p>	<p>Where Cat - S2/5</p>
<p>the cat</p>	<p>in</p>	<p>on</p>	<p>under</p>	
<p>the grass</p>	<p>the car</p>	<p>the fence</p>	<p>the tree</p>	
<p>Tina's hand</p>	<p>the girl's hand</p>	<p>in</p>	<p>in</p>	

Story 2 - Phrase Strips / 3 Parts

Where Is The Cat - 2


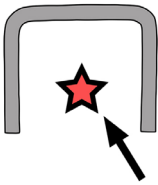


Book - Print and cut into strips. Assemble and staple on left edge.

 _____	 _____	 _____	 in the grass	Where Cat - S2/1
 _____	 _____	 _____	 under the car	Where Cat - S2/2
 _____	 _____	 _____	 on the fence	Where Cat - S2/3
 _____	 _____	 _____	 in the tree	Where Cat - S2/4


Story 2 - Phrase Strip / 3 Parts

Book - Print and cut the strip. Add to assembled strips and staple on left edge.

Scene Card - Print and cut.

 _____	 _____	 _____	 under the girl's hand
--	--	---	---


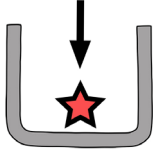
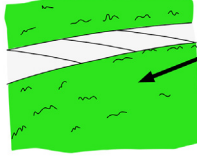






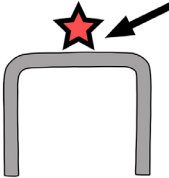
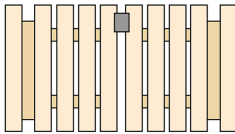


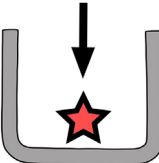


Where Cat - S2/5



Story 2 - Phrase Strips / 3 Parts

Where Is The Cat - 2


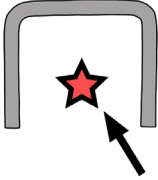


Book - Print and cut into strips. Assemble and staple on left edge.


			 in the grass	Where Cat - S2/1
			 under the car	Where Cat - S2/2
			 on the fence	Where Cat - S2/3
			 in the tree	Where Cat - S2/4

Story 2 - Phrase Strip / 3 Parts

Book - Print and cut the strip. Add to assembled strips and staple on left edge.

Scene Card - Cut the scene card.



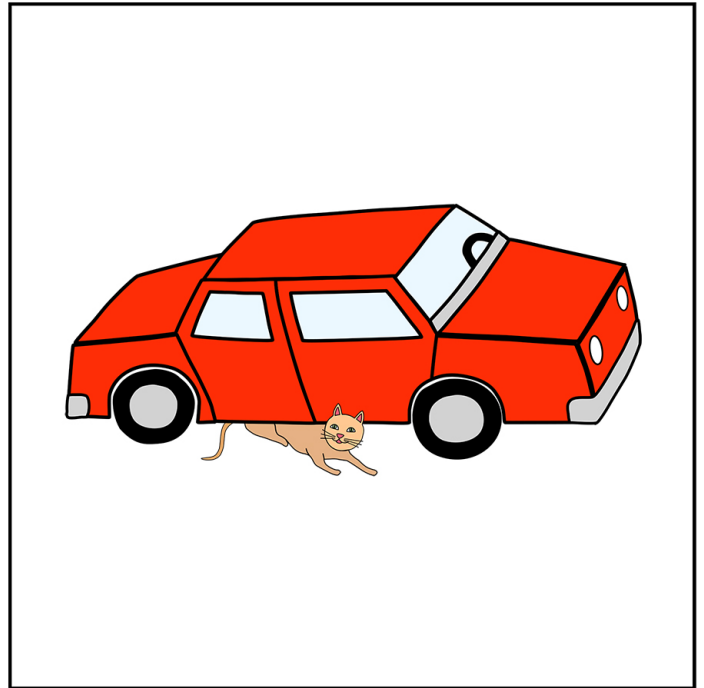
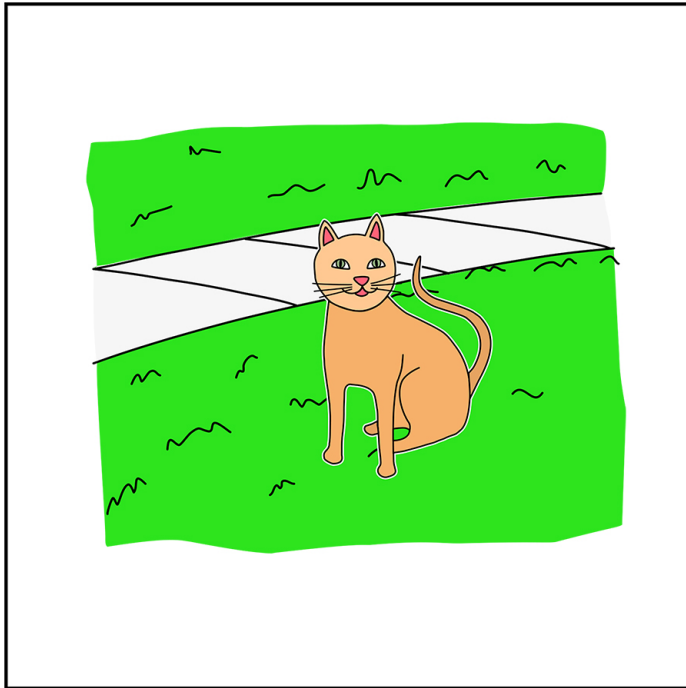
			 <p>under the girl's hand</p>	<p>Where Cat - S2/5</p>
---	---	--	---	-------------------------



Story 2 - Phrase Strips / 3 Parts

Where Is The Cat - 2

Scene Cards - Print and cut.

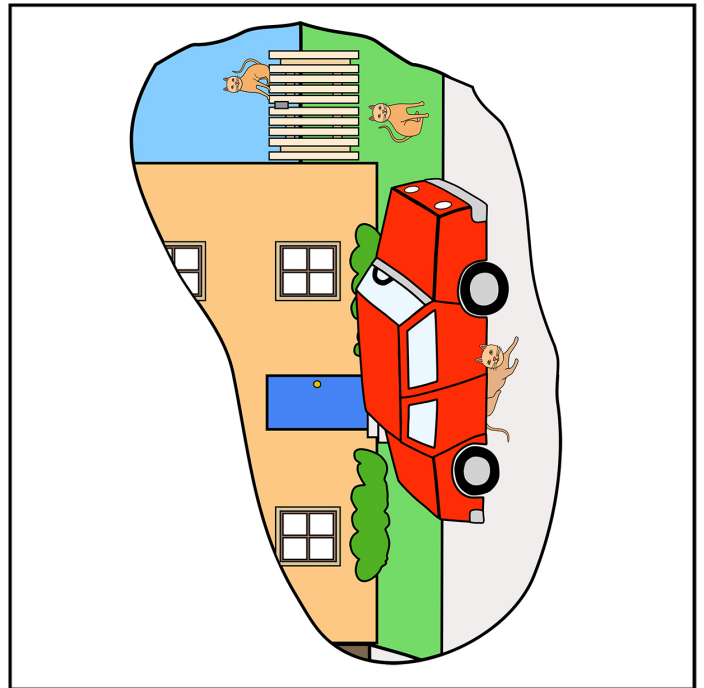
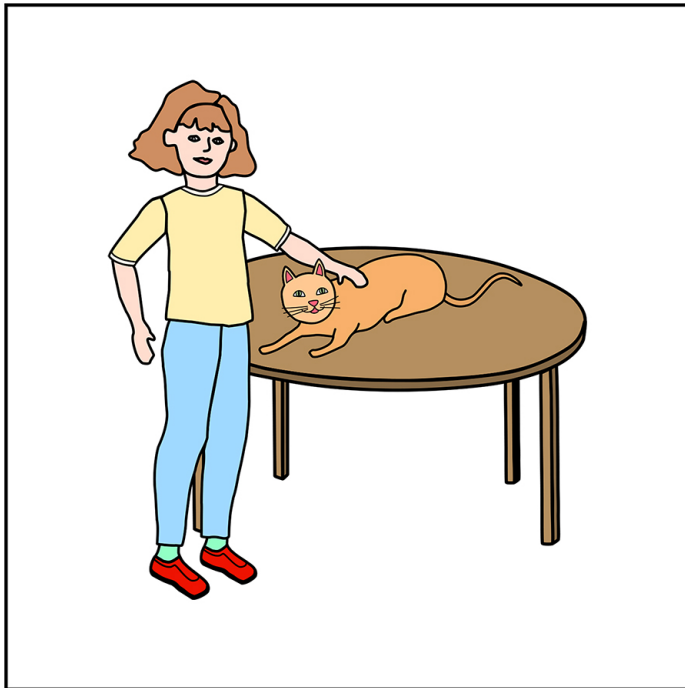


Story 2 - Phrase Strips / 3 Parts

Where Is The Cat - 2

Scene Cards - Print and cut.


Blank Cards/Strips - Print and cut.



Story 2 - Phrase Strips / 3 Parts

Where Is The Cat - 2

Coloring Page




The cat is in the grass.

Story 2 - Phrase Strips / 3 Parts

Coloring Page

Where Is The Cat - 2




The cat is under the car.

Story 2 - Phrase Strips / 3 Parts

Where Is The Cat - 2

Coloring Page




The cat is on the fence.

Story 2 - Phrase Strips / 3 Parts

Where Is The Cat - 2

Coloring Page




The cat is in the tree.

Story 2 - Phrase Strips / 3 Parts

Where Is The Cat - 2

Coloring Page



The cat is under Tina's hand.
