


Games: Tic-Tac-Toe: Board


Print, trim, and laminate the game board. Place hook/loop closures in each square.




Games: Tic-Tac-Toe: Score Card

Print, trim, and laminate the score card. Place hook/loop closures on each heart.

Name: _____










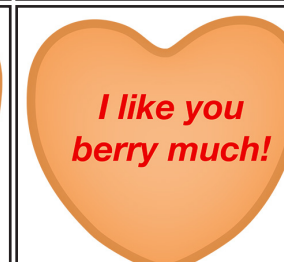



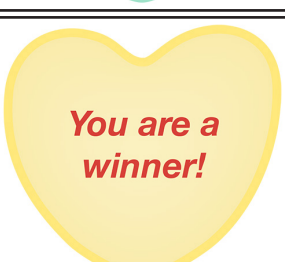
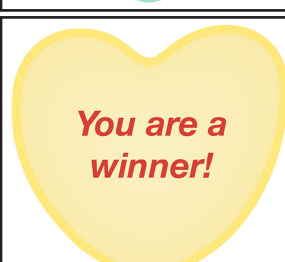
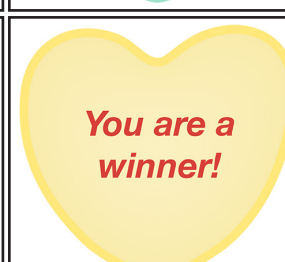
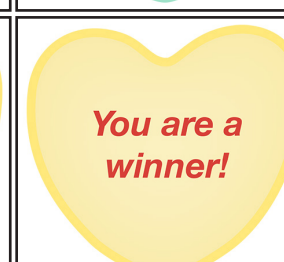





Name: _____



Games: Tic-Tac-Toe: Pieces

Print 6 pages. Laminate, and trim each card. Attach hook/loop closures to the back. Place same color hearts in the blank squares on each piece board.

 <p><i>You are so purr-fect!</i></p>	 <p><i>You are so purr-fect!</i></p>	 <p><i>You are so purr-fect!</i></p>	 <p><i>You are so purr-fect!</i></p>
 <p><i>You are my #1!</i></p>	 <p><i>You are my #1!</i></p>	 <p><i>You are my #1!</i></p>	 <p><i>You are my #1!</i></p>
 <p><i>I like you berry much!</i></p>	 <p><i>I like you berry much!</i></p>	 <p><i>I like you berry much!</i></p>	 <p><i>I like you berry much!</i></p>
 <p><i>You take the cake!</i></p>	 <p><i>You take the cake!</i></p>	 <p><i>You take the cake!</i></p>	 <p><i>You take the cake!</i></p>
 <p><i>You are a winner!</i></p>	 <p><i>You are a winner!</i></p>	 <p><i>You are a winner!</i></p>	 <p><i>You are a winner!</i></p>
 <p><i>You are super cute!</i></p>	 <p><i>You are super cute!</i></p>	 <p><i>You are super cute!</i></p>	 <p><i>You are super cute!</i></p>

Games: Tic-Tac-Toe: Blank Piece Board

Print 6 pages. Laminate, and trim each board. Attach hook/loop closures in each square. Place in the same color hearts in squares on each page.

